

2023

# TOWN OF OAK ISLAND COMMUNITY SURVEY: FINDINGS REPORT







# TABLE OF CONTENTS

Executive Summary .....	1
Graphs and Charts .....	4
Tabular Data .....	26
Cross-Tabular Data .....	41
Survey Instrument .....	60



# I. EXECUTIVE SUMMARY

## Executive Summary

### Purpose

The Town of Oak Island administered a survey to residents, seasonal residents, property owners, business owners and visitors to Oak Island in November 2023. The purpose of the survey is to help the Town gather input from the community on a wide range of issues impacting overall quality of life.

### Methodology

The survey was available online and promoted through the Town's social media channels. A postcard announcing the survey was also mailed to property owners.

The goal was to obtain completed surveys from at least 400 full-time residents. The report provides opinions of a representative sample of 1,471 residents of the Town of Oak Island collected from November 14, 2023 to November 30, 2023. The margin of error for this survey is  $\pm 2\%$ , with a 95% confidence level. A total of 2,464 surveys were collected including full-time residents, seasonal residents, property owners, business owners, and visitors.

### How the results are reported

For the most part, results are reported from each survey question in two ways. The first will include every option a respondent could have chosen (i.e. neutral/don't know/skip). The second represents the "percent positive." Most commonly the percent positive is the combination of the top two most positive responses (i.e. excellent/good, very safe/somewhat safe, etc.). On many of the questions in the survey respondents may answer "don't know." The proportion of respondents giving this reply is shown in the full set of responses included in the tab "Complete data." In other words, the tables and graphs display the responses from respondents who had an opinion about a specific item.

### Quality of Life

Ninety-six percent (96%) of those survey, who had an opinion, indicated the overall quality of life in the Town of Oak Island is "excellent" or "good." Respondents who had an opinion also gave positive ratings for the Town as a place to live (95%), overall image (87%), and as a place to retire (92%). Respondents were least satisfied with the Town of Oak Island as a place to work (44%), and a place to raise kids (66%).

### Organizational Excellence

The aspects of organizational excellence that received the highest ratings, based upon the combined percentage of "excellent" or "good" responses among residents who had an opinion, were: the ease of paying a Town utility bill (91%), Quality of customer service you receive from Town employees (88%), Overall quality of services provided by the Town of Oak Island (88%), and your ability to access the information you need about the Town (85%). Respondents were least satisfied with the job the Town does communicating with the public (77%), the ease of contacting Town employees (80%), the ease of making a service request (81%), and the ease of locating information on the Town's website (82%).

### Safe Community

The aspects of safe community that received the highest ratings, based upon the combined percentage of "excellent" or "good" responses among the respondents who had an opinion, were: overall



relationship with the fire department and the community (98%), quality of fire services (97%), quality of police services (96%), and overall relationship with the police department and the community (95%).

### Recreation

The recreation resources that received the highest ratings, based upon the combined percentage of “excellent” or “good” responses among respondents who had an opinion, were: the cost of recreational programs in the town (91%), the quality of Town parks (90%), the availability of recreation programs (88%), and the quality of recreational programs (88%). Respondents were least satisfied with the availability of information about recreational programs and events (84%).

### Community Development

The aspects of community development that received the highest ratings, based upon the combined percentage of “excellent” or “good” responses among residents who had an opinion, were: the local economy (79%). Respondents were least satisfied with the Town’s efforts to promote and assist small business (61%), the Town’s efforts to promote and assist public/private partnerships (49%), the Town’s efforts to promote and assist entrepreneurship (49%), the overall experience with development services (48%), and the enforcement of Town ordinances (46%).

### Growth and Natural Resources

The aspects of growth and natural resources that received the highest ratings, based upon the combined percentage of “excellent” or “good” responses among residents who had an opinion were: overall quality of water and sewer services (60%). Respondents were least satisfied with how well the Town is managing growth (30%), overall quality of new development (47%), the Town’s efforts to protect natural resources (47%), and overall management of stormwater runoff/ drainage/ flood control (48%).

### Transportation

The aspects of transportation that received the highest ratings, based upon the combined percentage of “excellent” or “good” responses among residents who had an opinion, were: ability to predict travel time to places in the Town (75%), ease of walking places in Town (62%), overall traffic flow in the Town (58%), availability of parking (53%), overall condition of Town sidewalks (48%). Respondents were least satisfied with the availability of bicycle lanes (18%), availability of electric vehicle charging (22%), overall maintenance of Town streets (40%), and availability of sidewalks (43%).

### Top Priorities

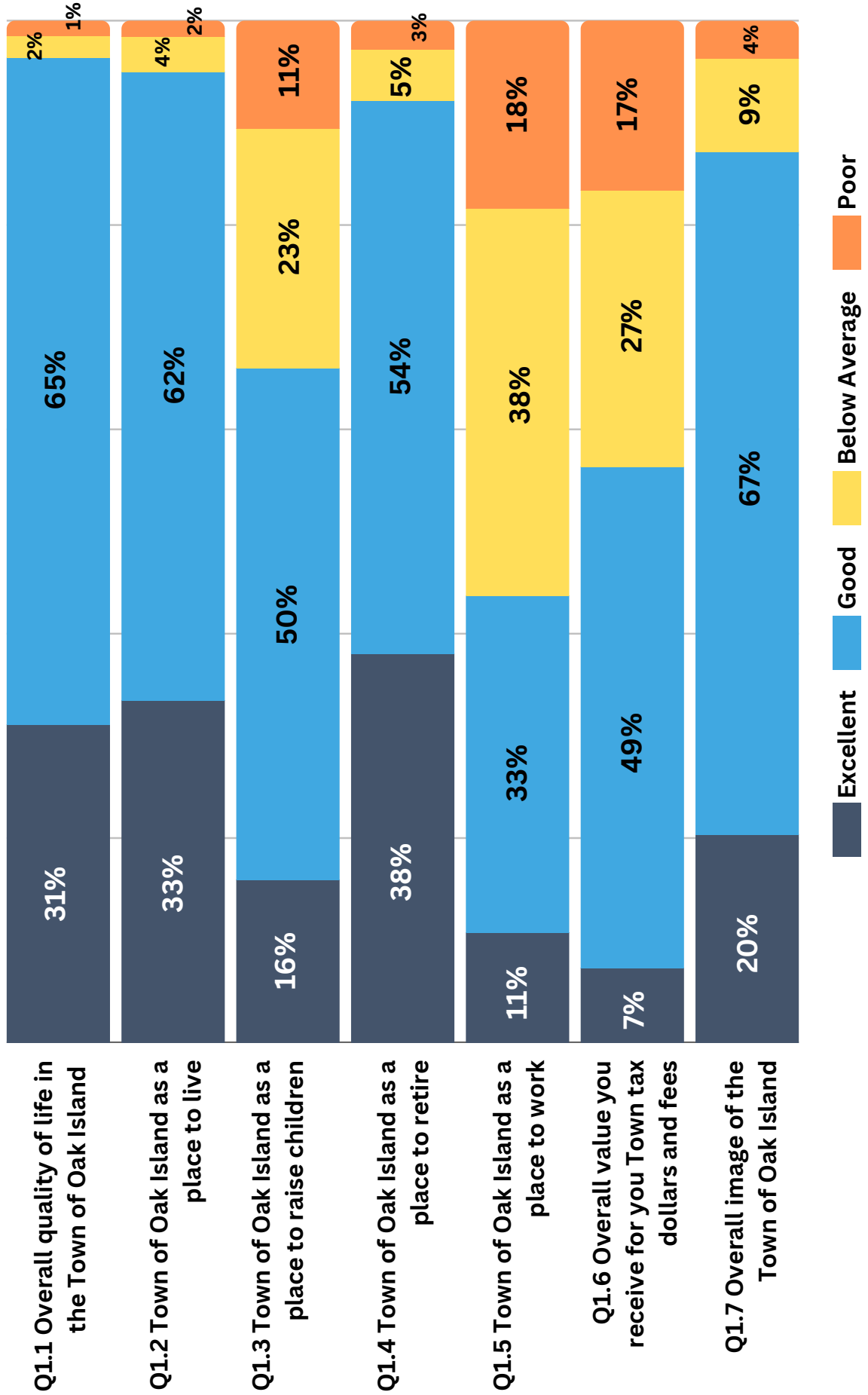
Respondents were asked to identify what the Town’s top priority should be in the next year. Key findings included, in order of number of mentions: Growth/Development, Infrastructure/Roads, Beach Preservation/Nourishment, Recreation Center, Pedestrian Safety/Crosswalks/Sidewalks, Environmental Protection, Parking, Taxes, Water and Sewer Issues, Traffic/Speed Limits, Affordable Housing, Public Safety, Enforcement of Rules/Ordinances, Communication, Business District Improvements.

## **II. CHARTS AND GRAPHS**



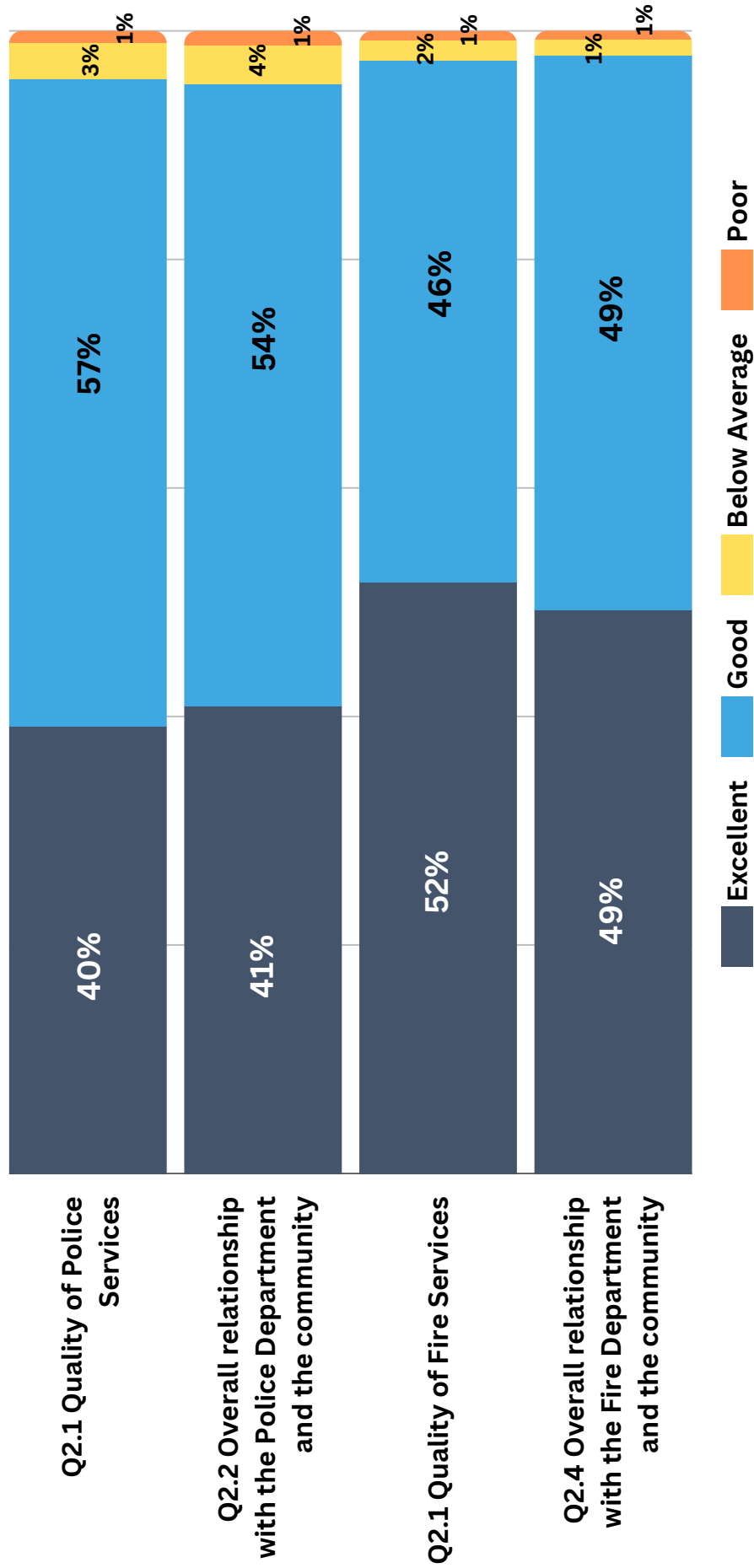
# Q1. Quality of Life

by percentage of respondents with an opinion (rounded to the nearest percentage).



# Safe Community

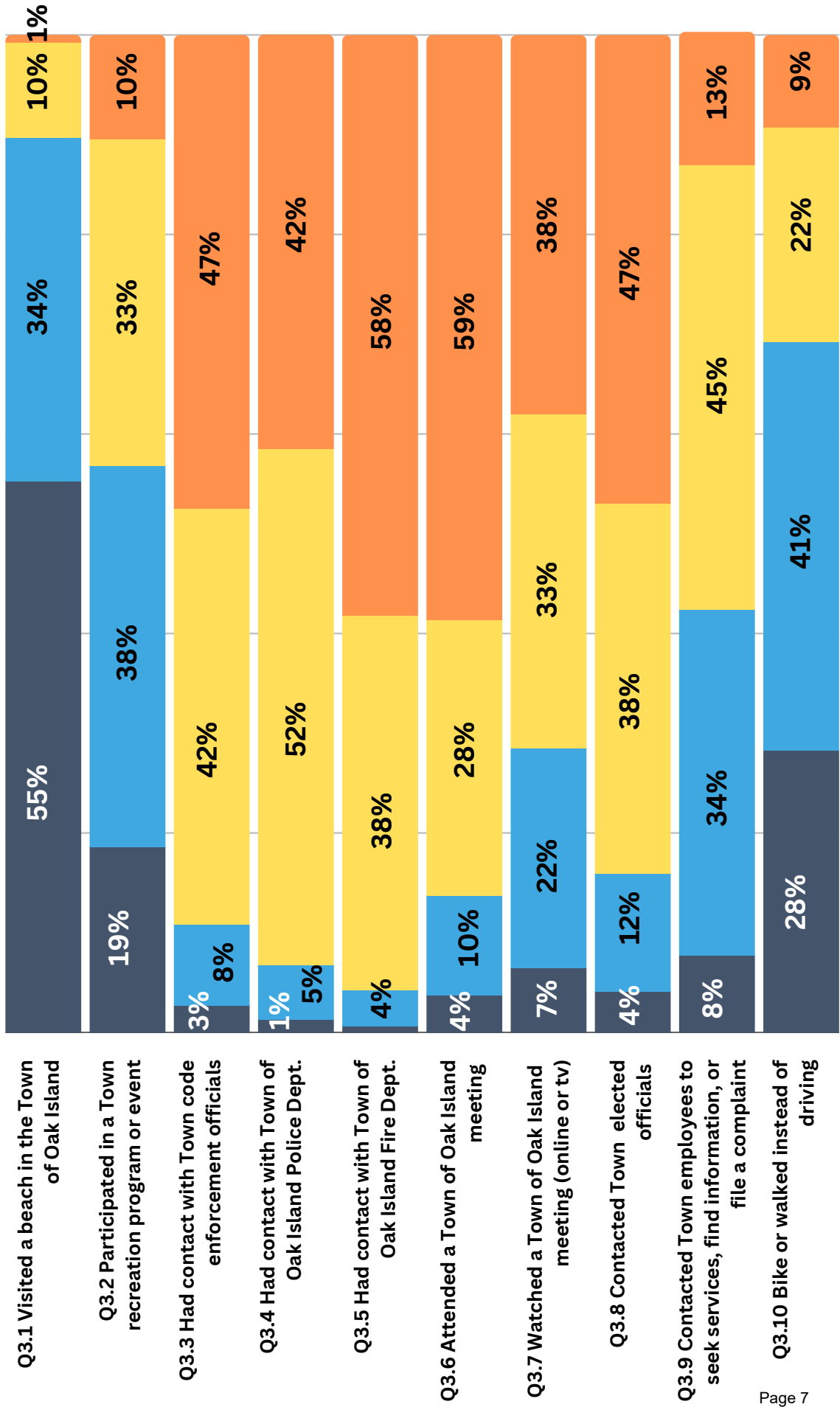
by percentage of respondents with an opinion (rounded to the nearest percentage).





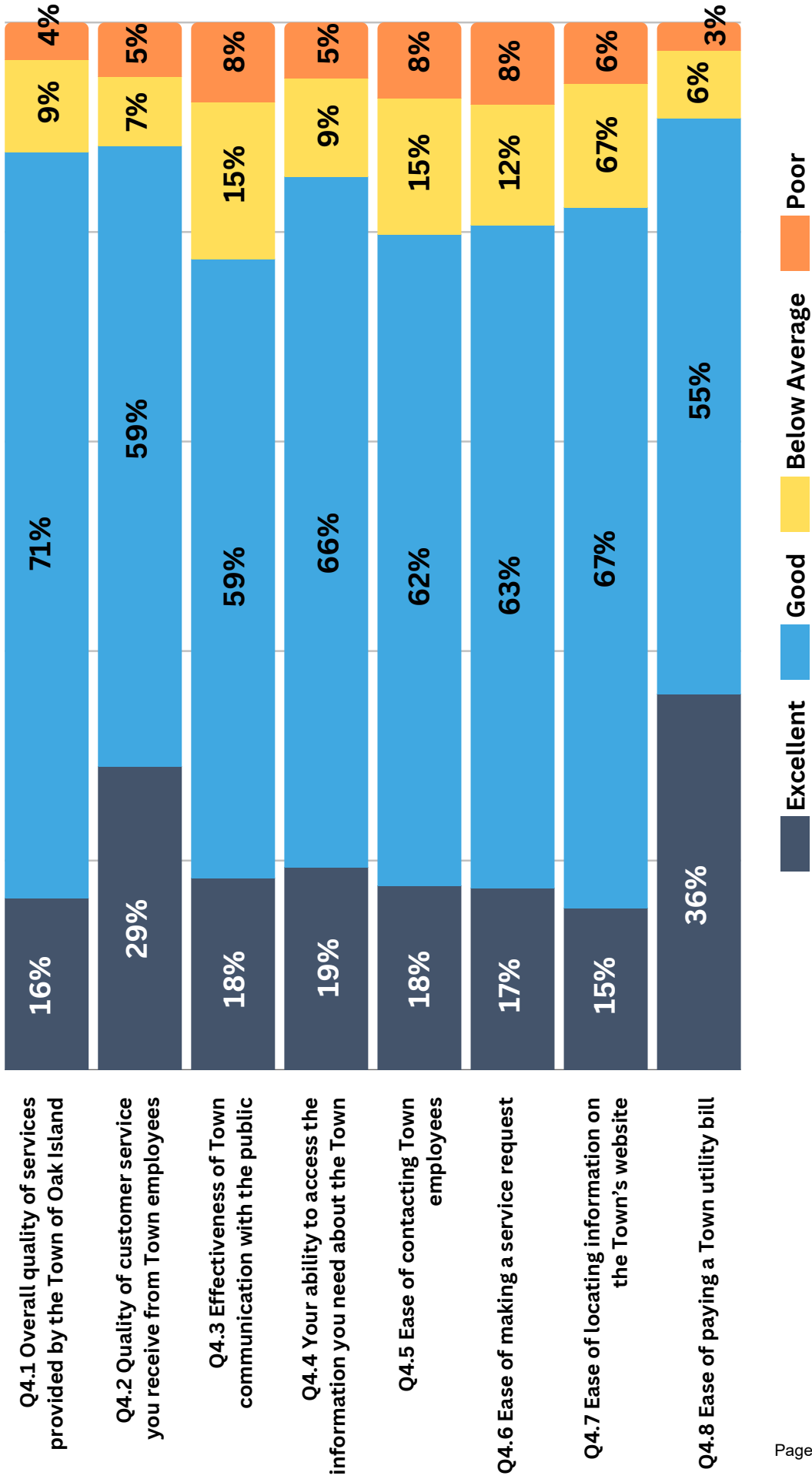
# Frequency

by percentage of respondents with an opinion (rounded to the nearest percentage).



# Organization

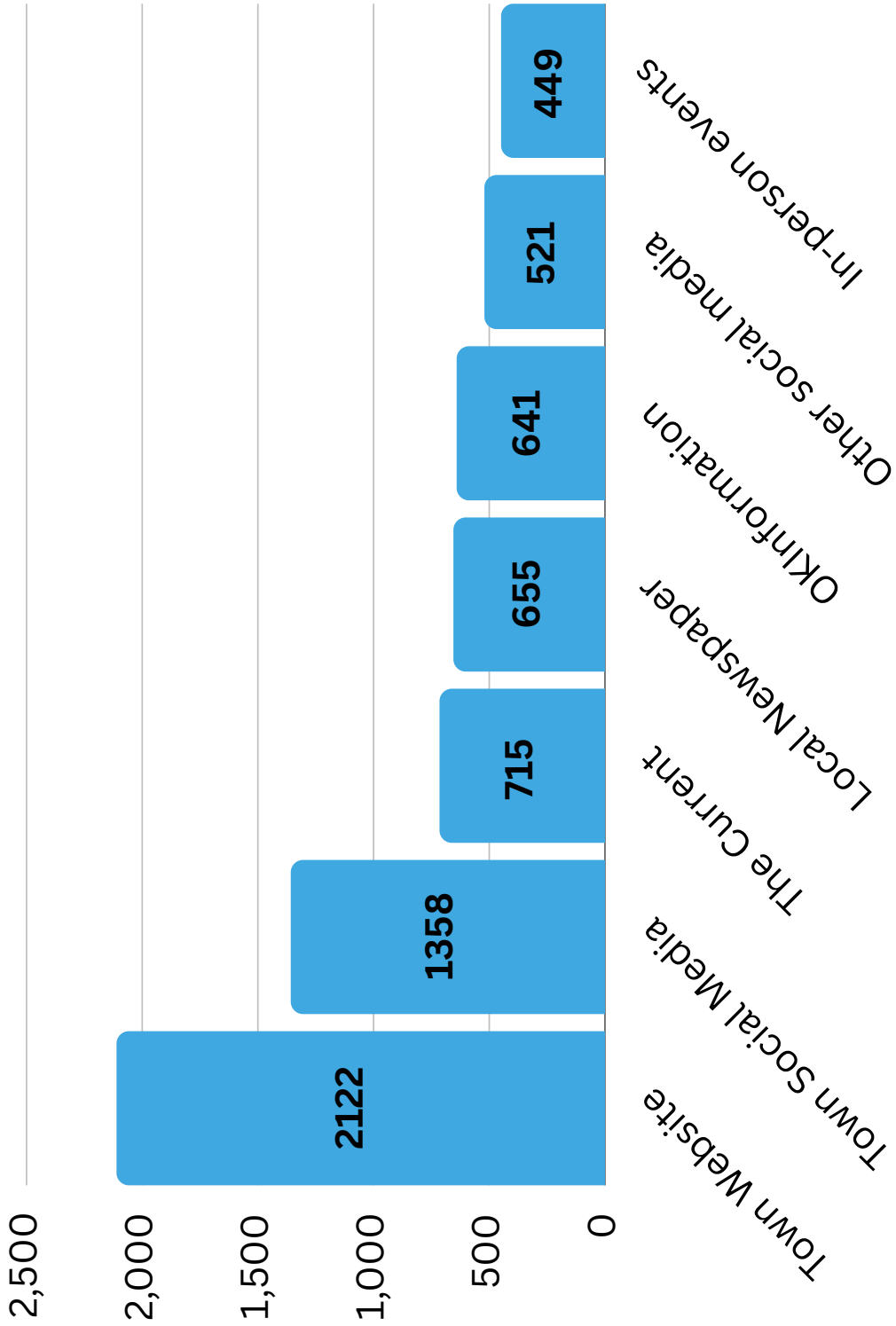
by percentage of respondents with an opinion (rounded to the nearest percentage).





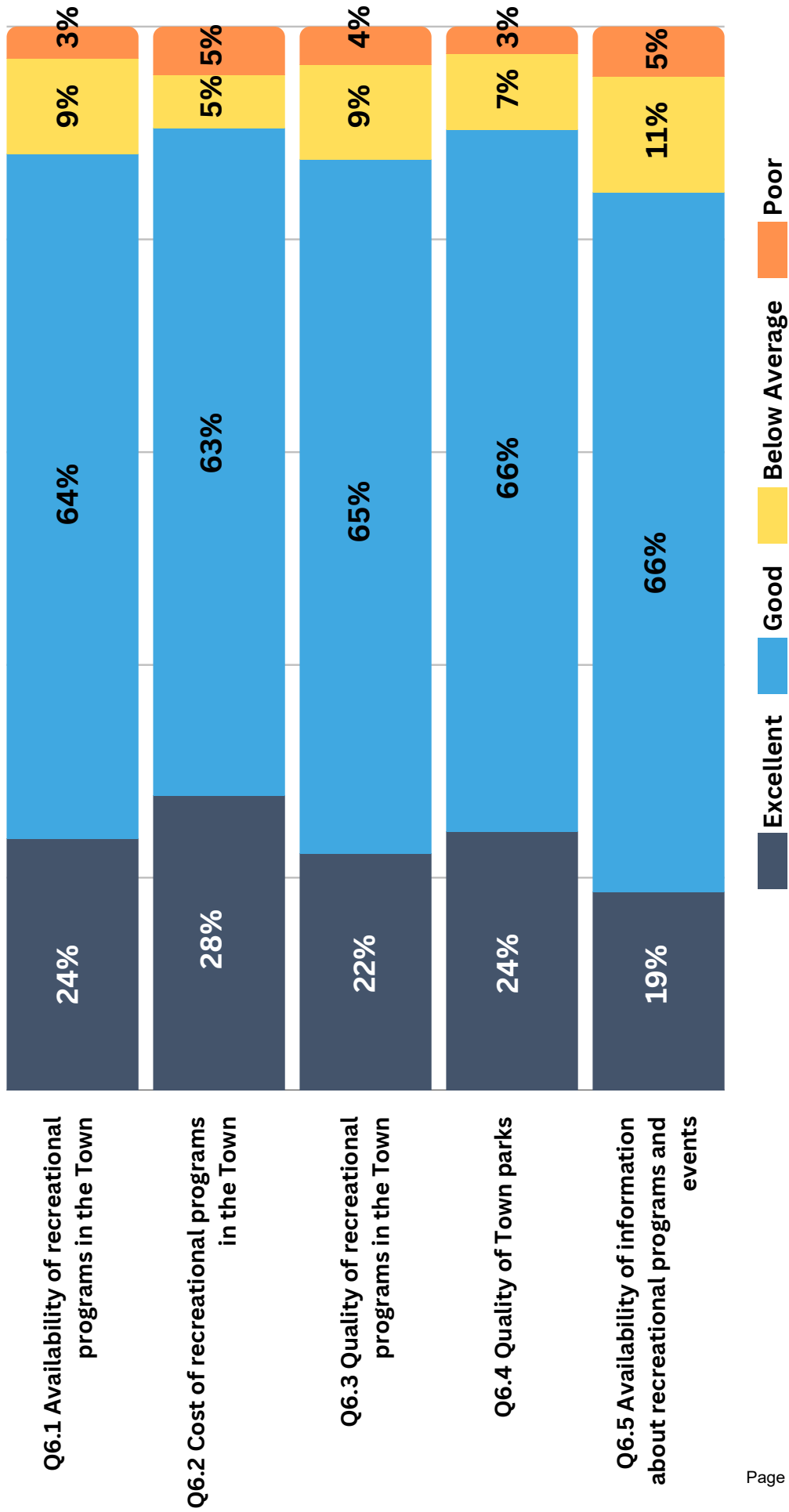
# Preferred Sources of Information

respondents were asked to select up to three options.



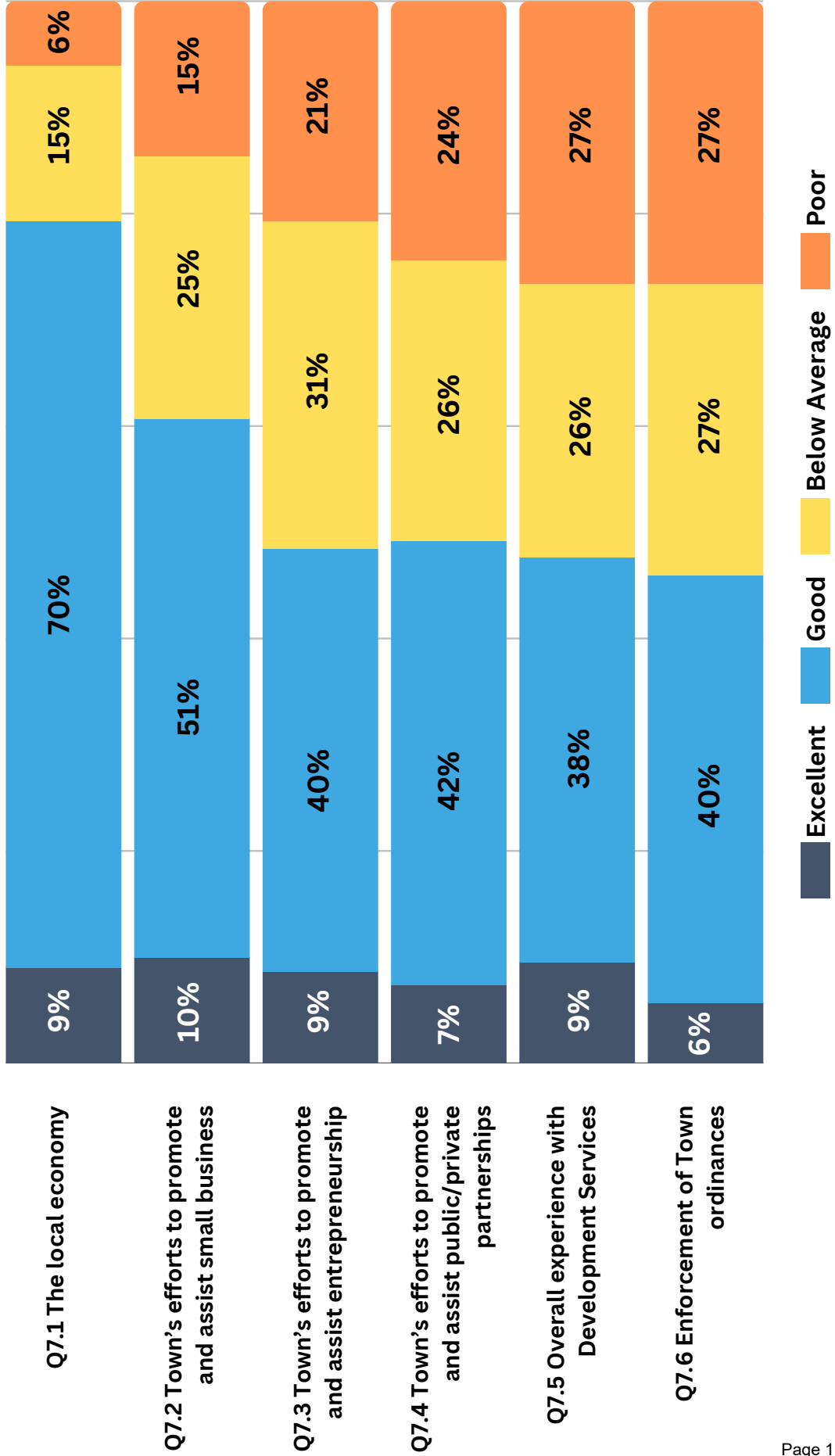
# Recreation

by percentage of respondents with an opinion (rounded to the nearest percentage).



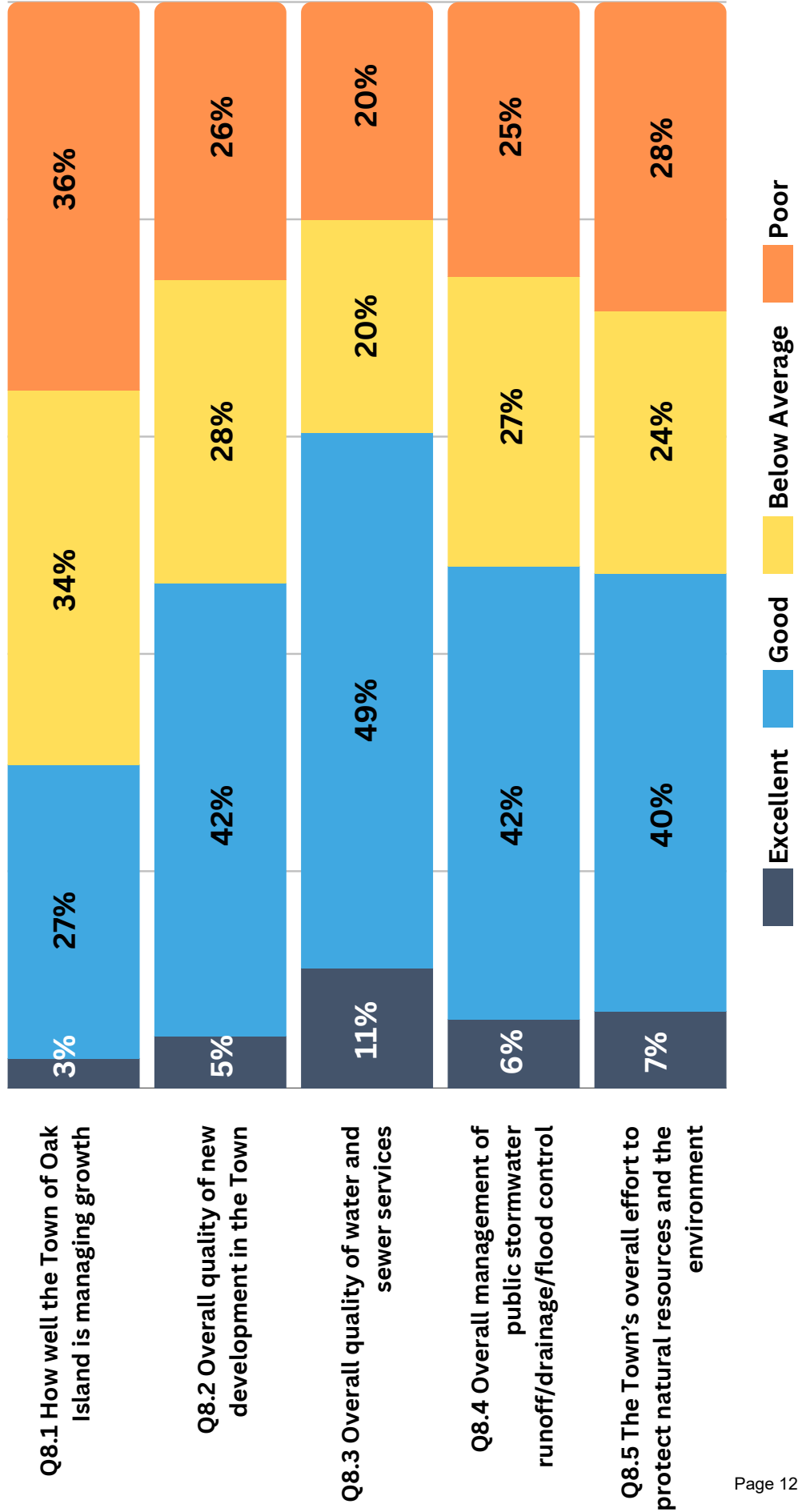
# Community Development

by percentage of respondents with an opinion (rounded to the nearest percentage).



# Growth and Natural Resources

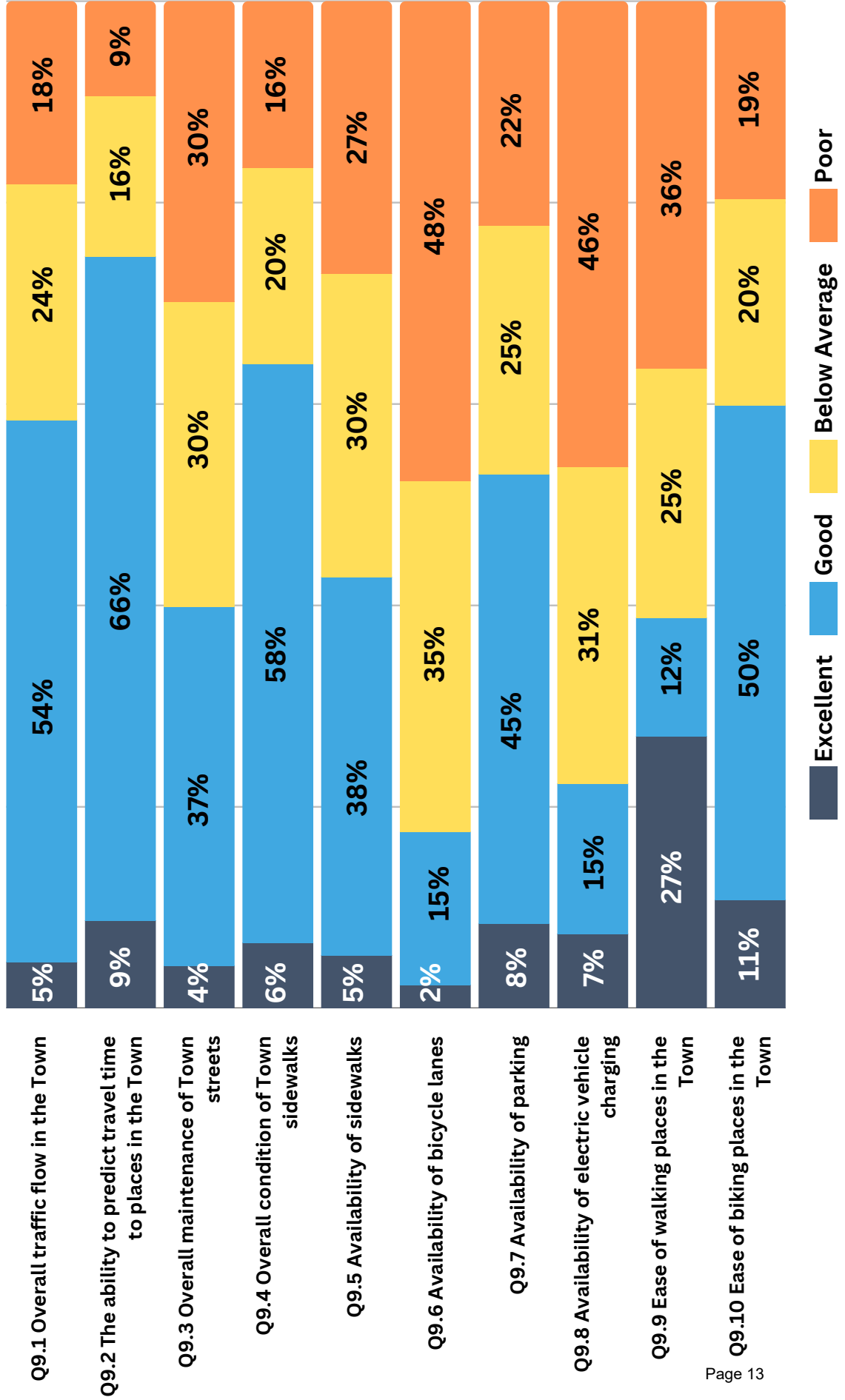
by percentage of respondents with an opinion (rounded to the nearest percentage).





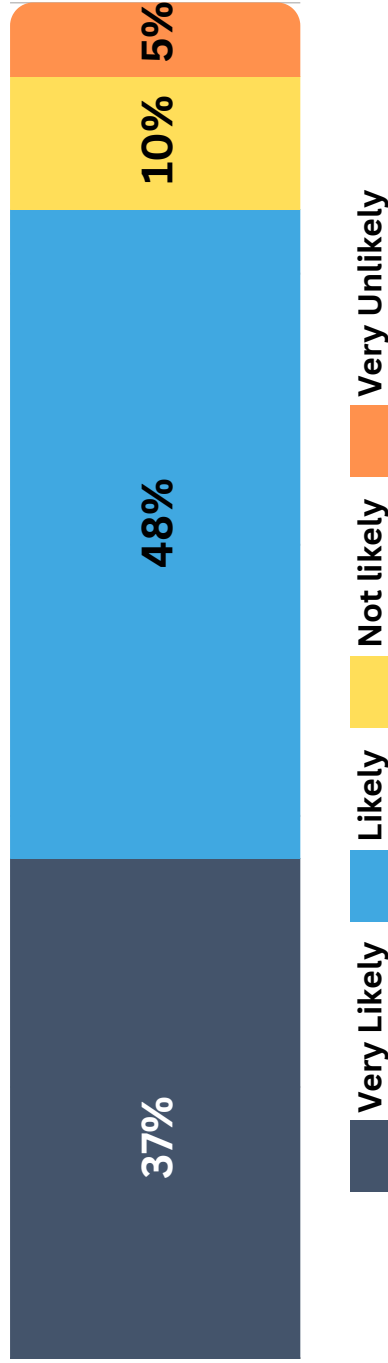
# Transportation

by percentage of respondents with an opinion (rounded to the nearest percentage).



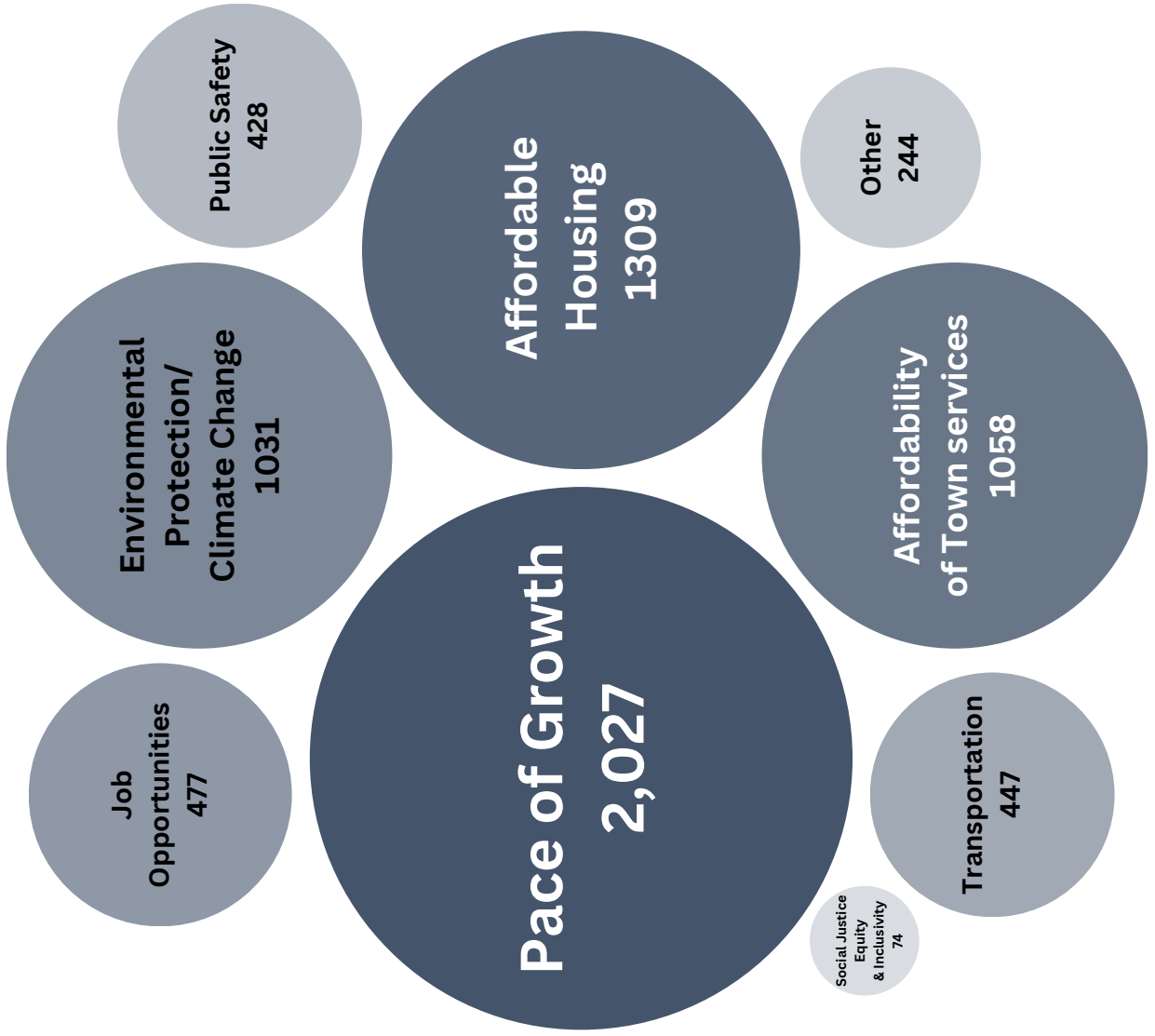
## Q10. How likely are you to recommend living in Oak Island to someone who asks?

by percentage of respondents with an opinion (rounded to the nearest percentage).

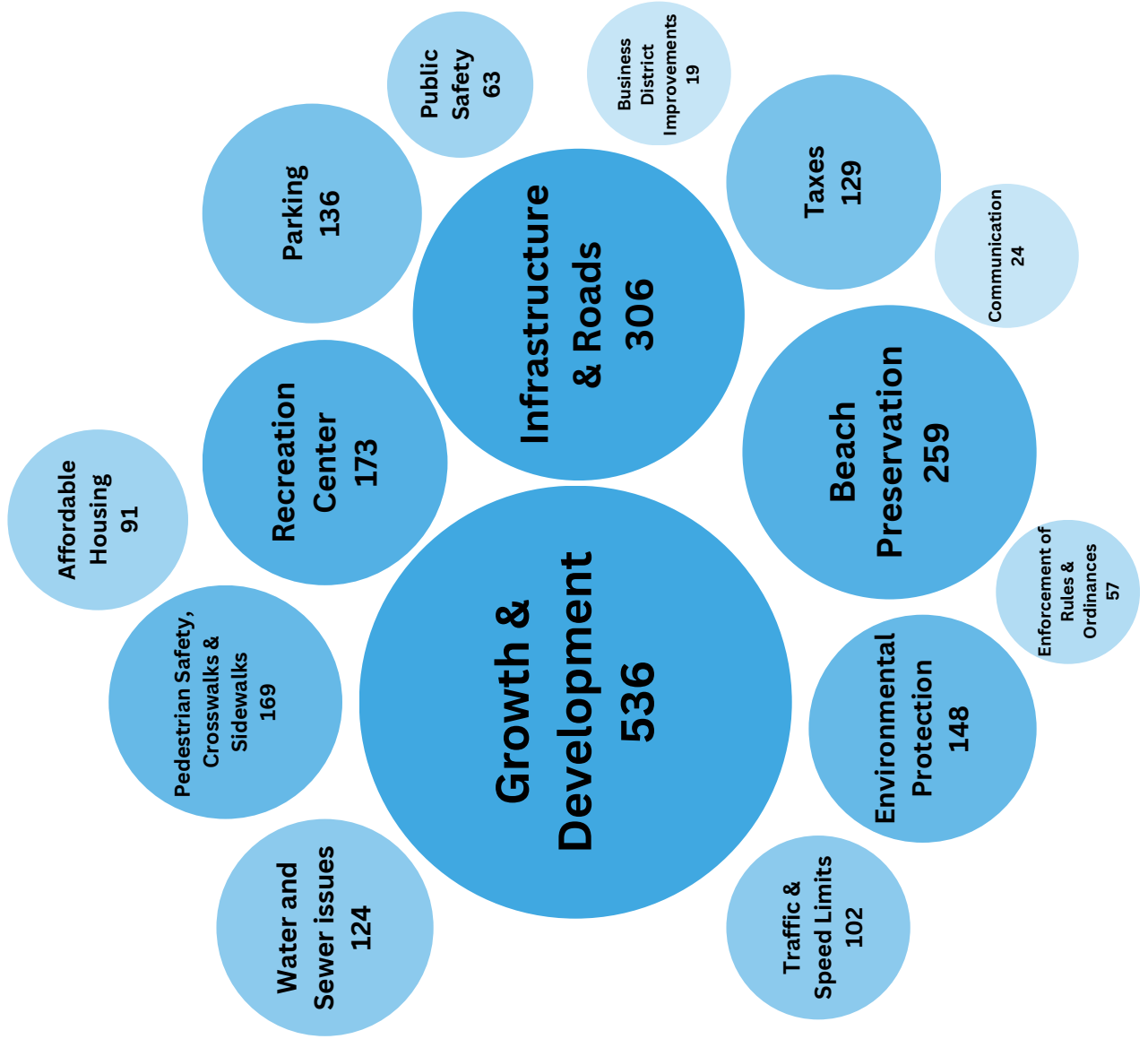


Q10. How likely are you to recommend living in Oak Island to someone who asks?

**Q11. What are the three most significant issues you think Oak Island will face over the next five years?**

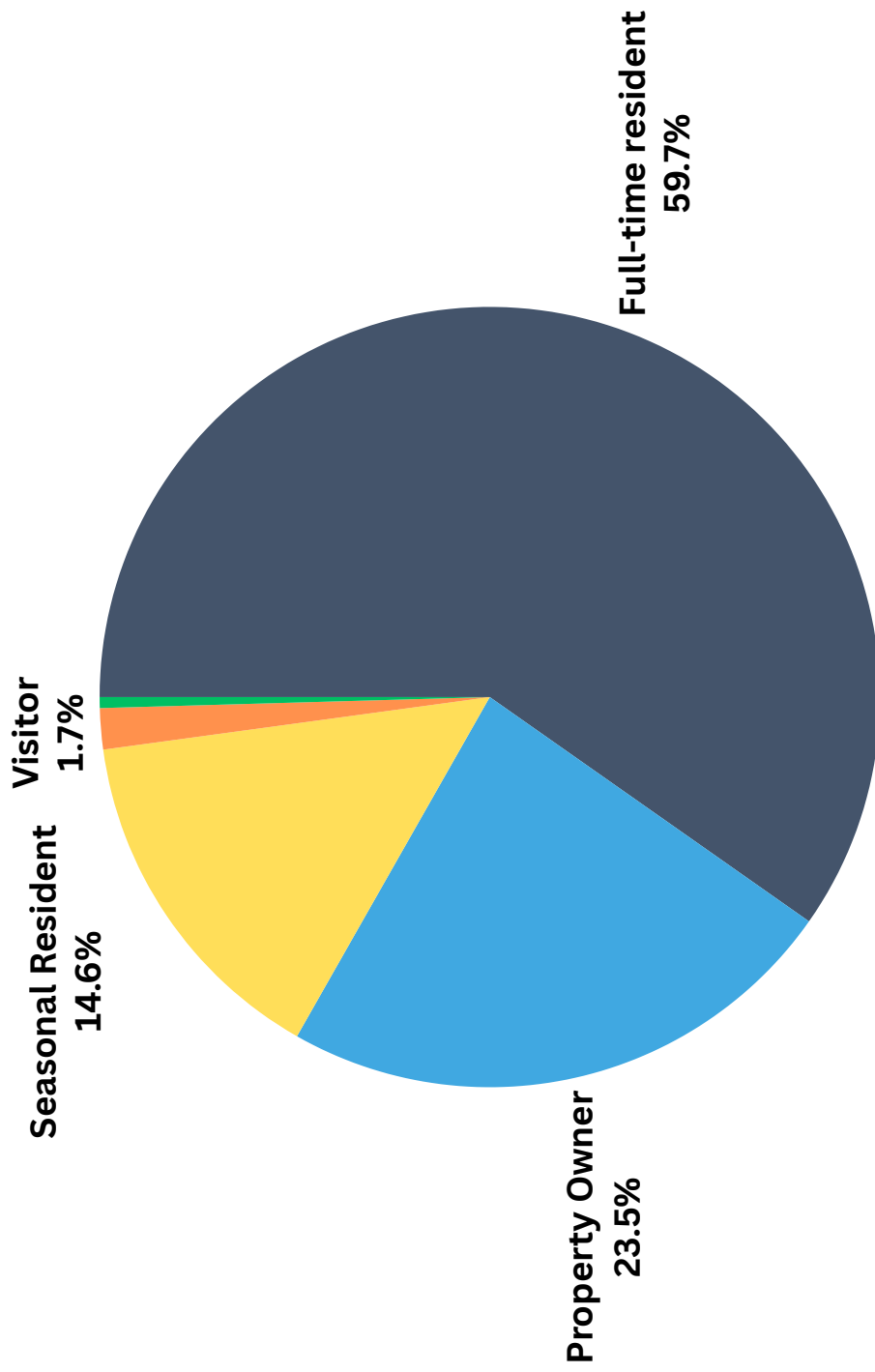


**Q12. In a few words, what should be the top priority for the Town to address in the next year?**

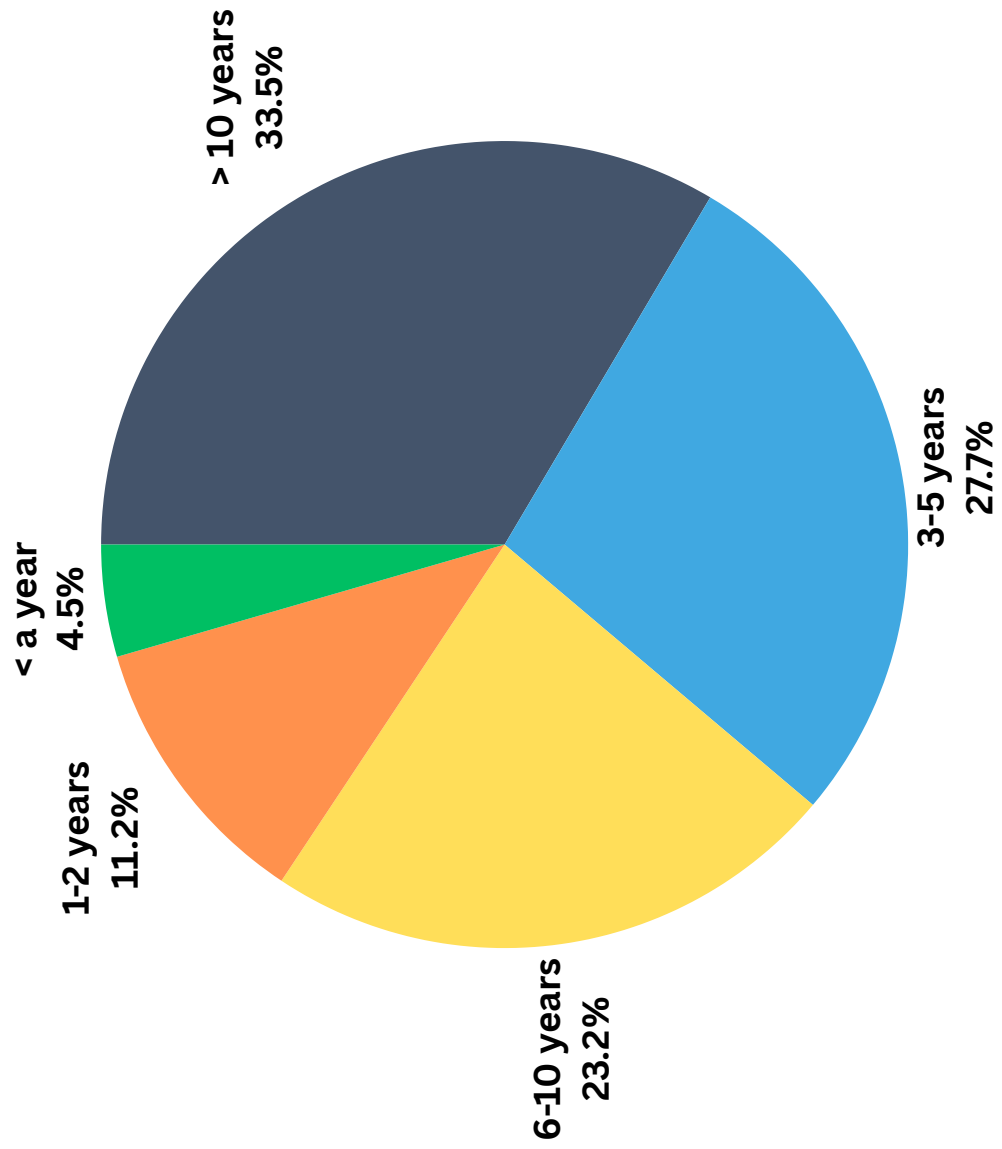




**Q13. Which of the following best describes your relationship with the Town of Oak Island?**



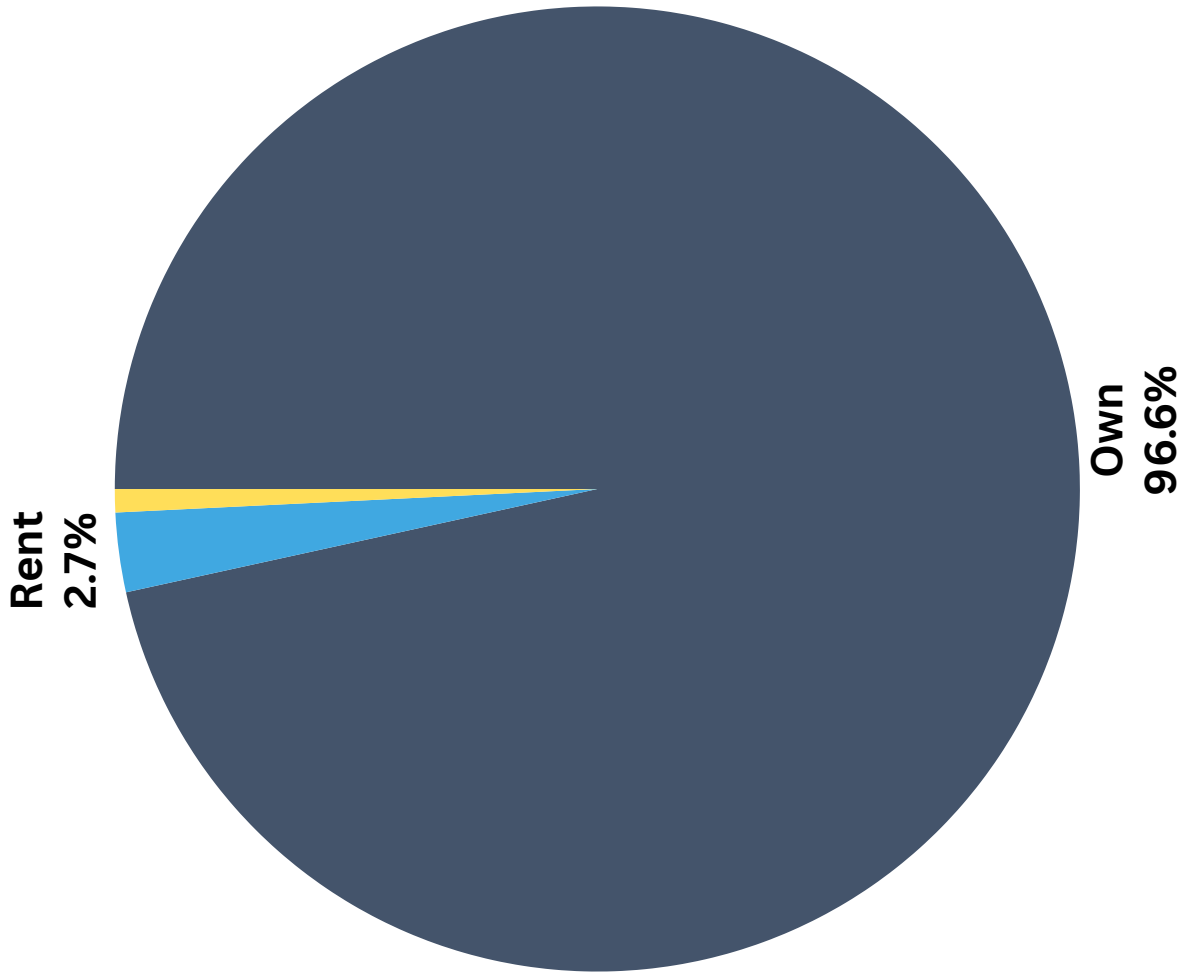
# Q14. How long have you lived in the Town of Oak Island?



**Q15. What describes the building you live in?**

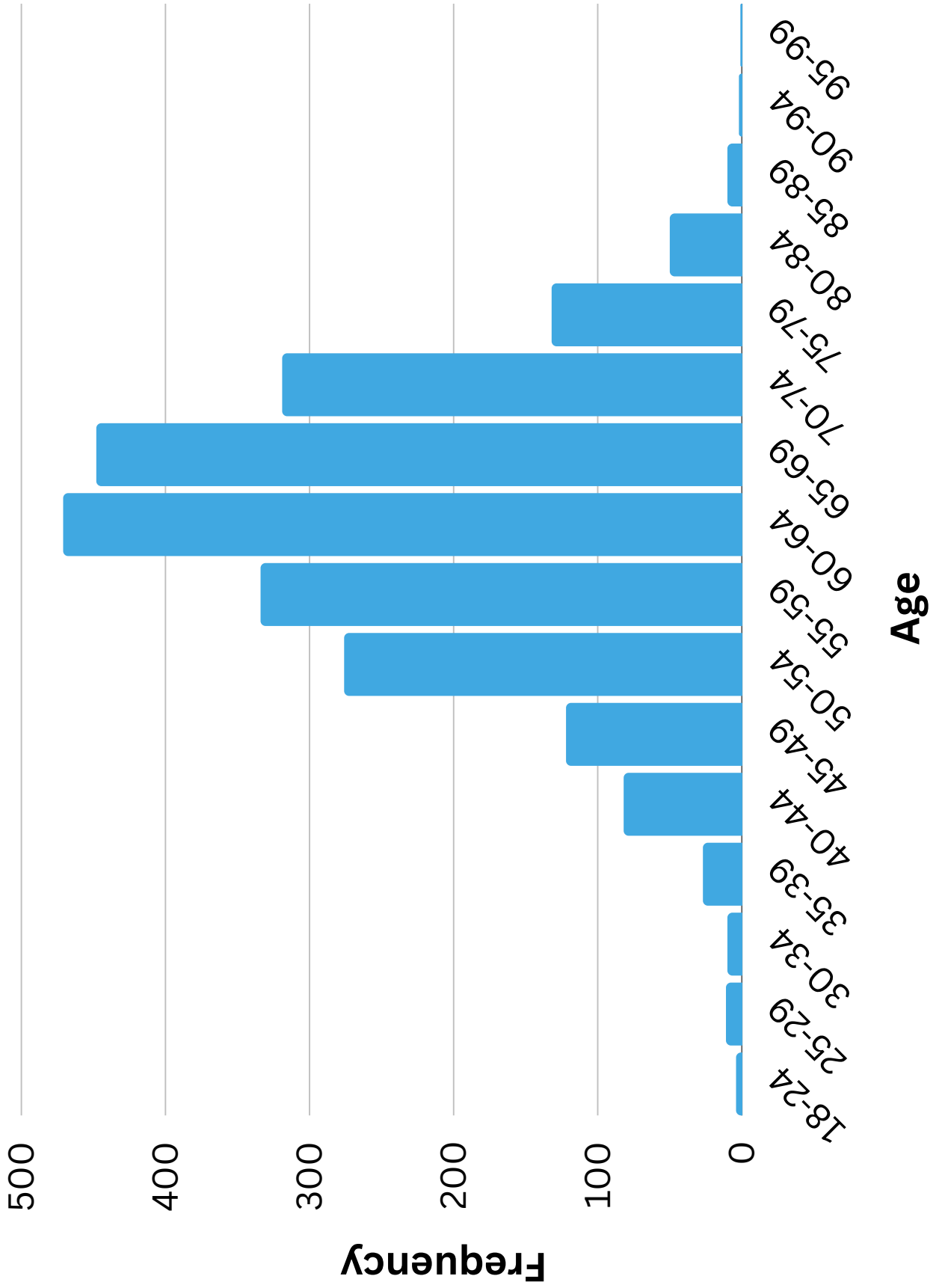


**Q16. Do you own or rent your current residence?**

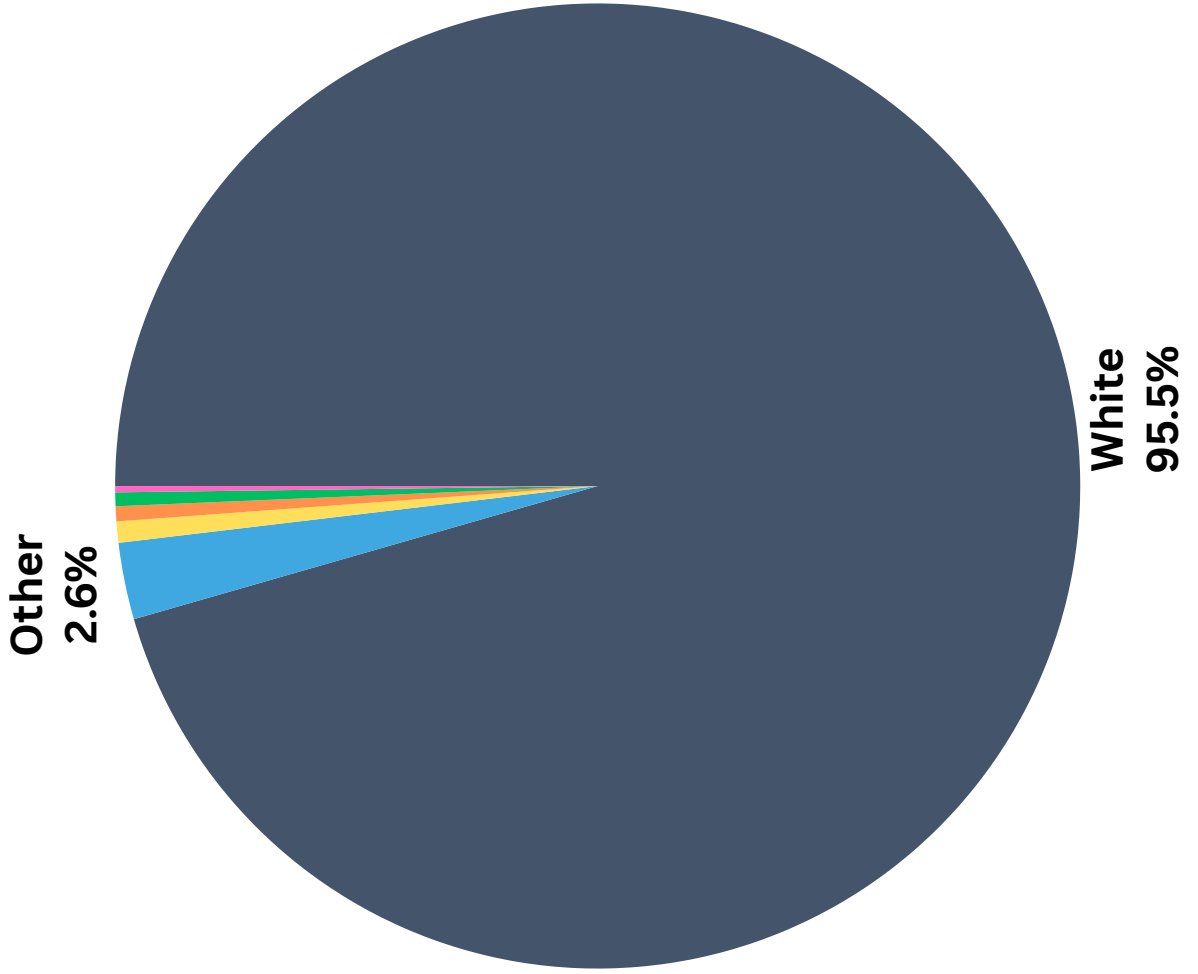




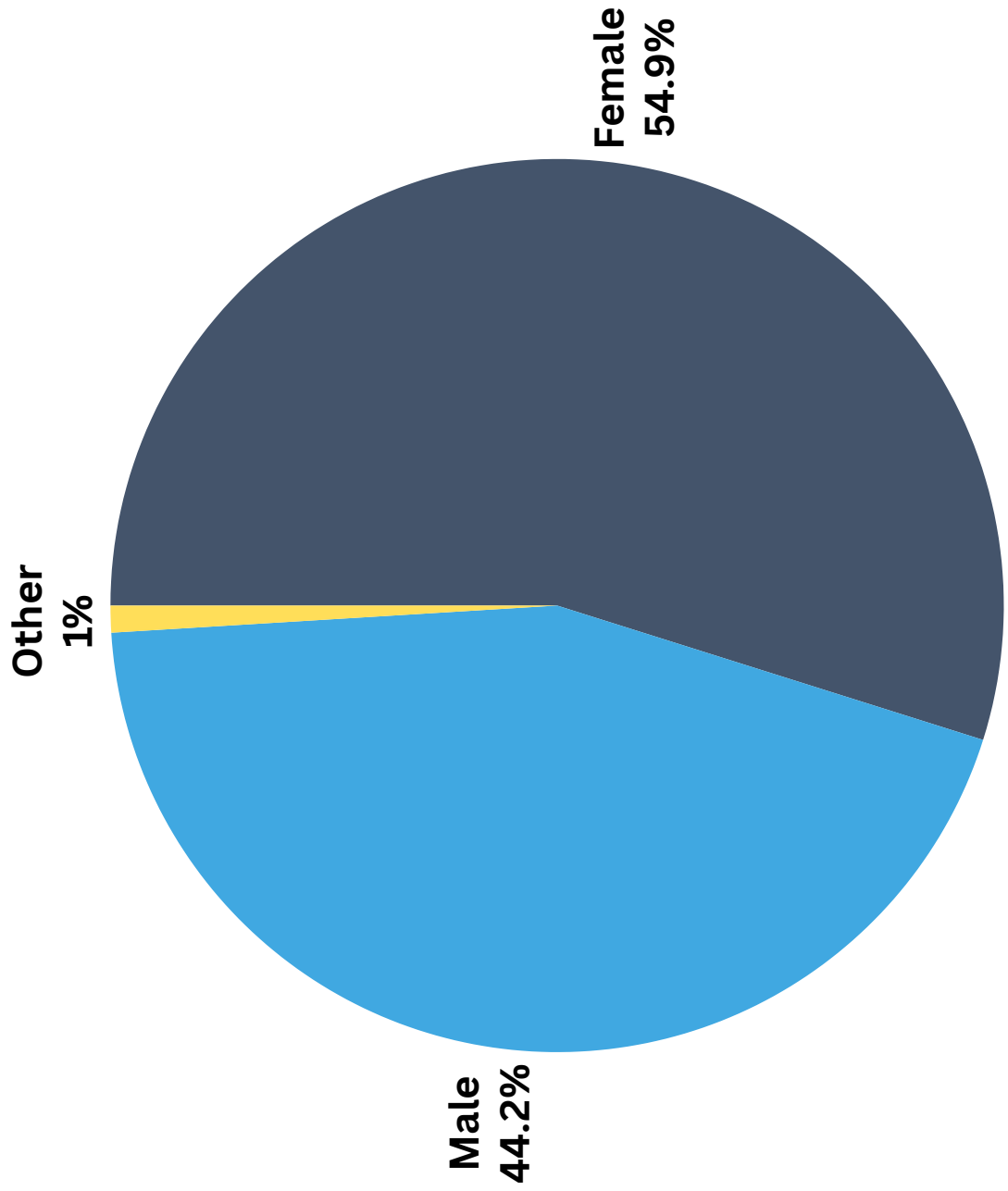
# Q17. What is your age?



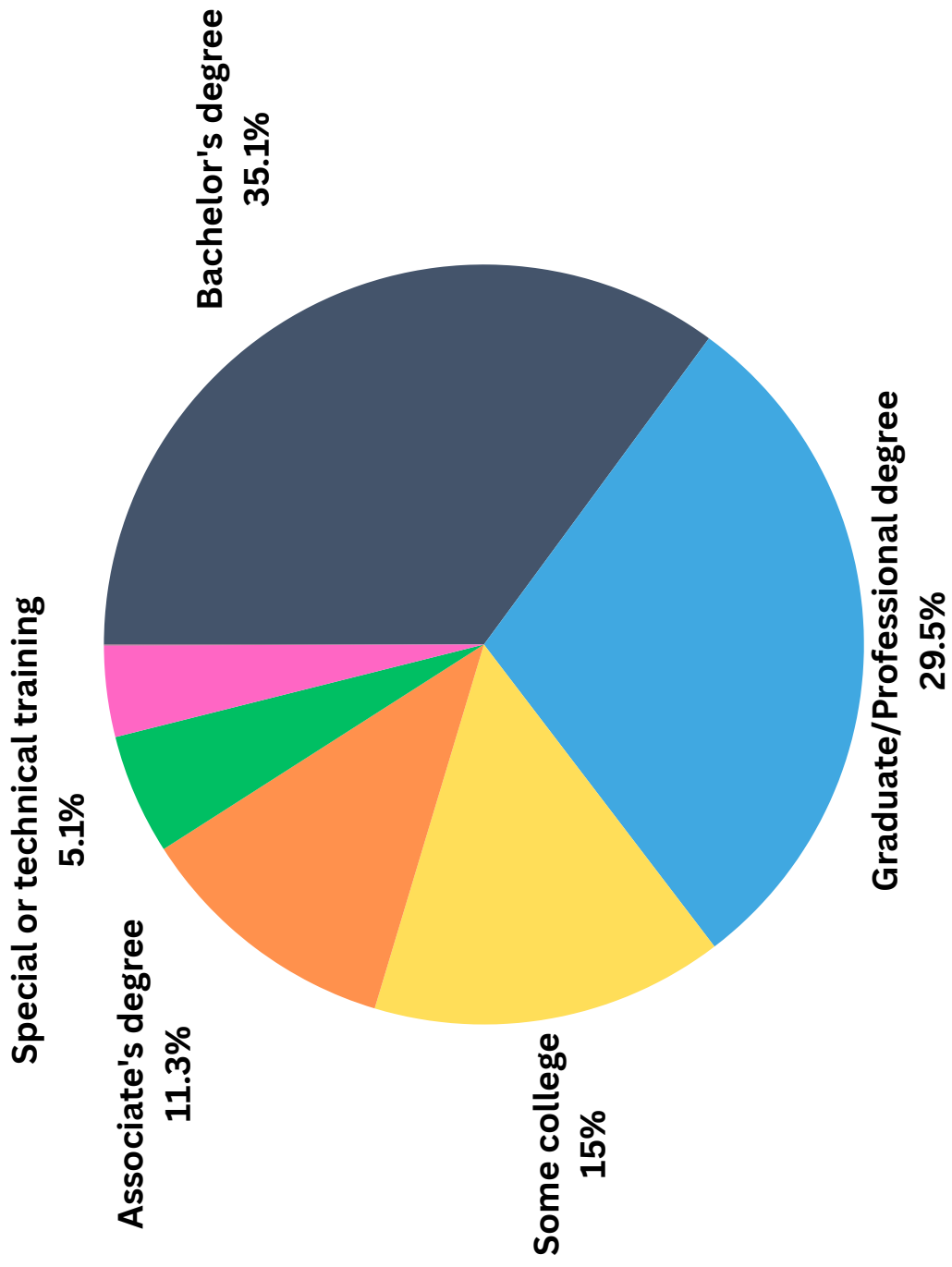
**Q18. Which of the following best describes your race/ethnicity? Select all that apply.**



# Q19. What is your gender/gender identity?

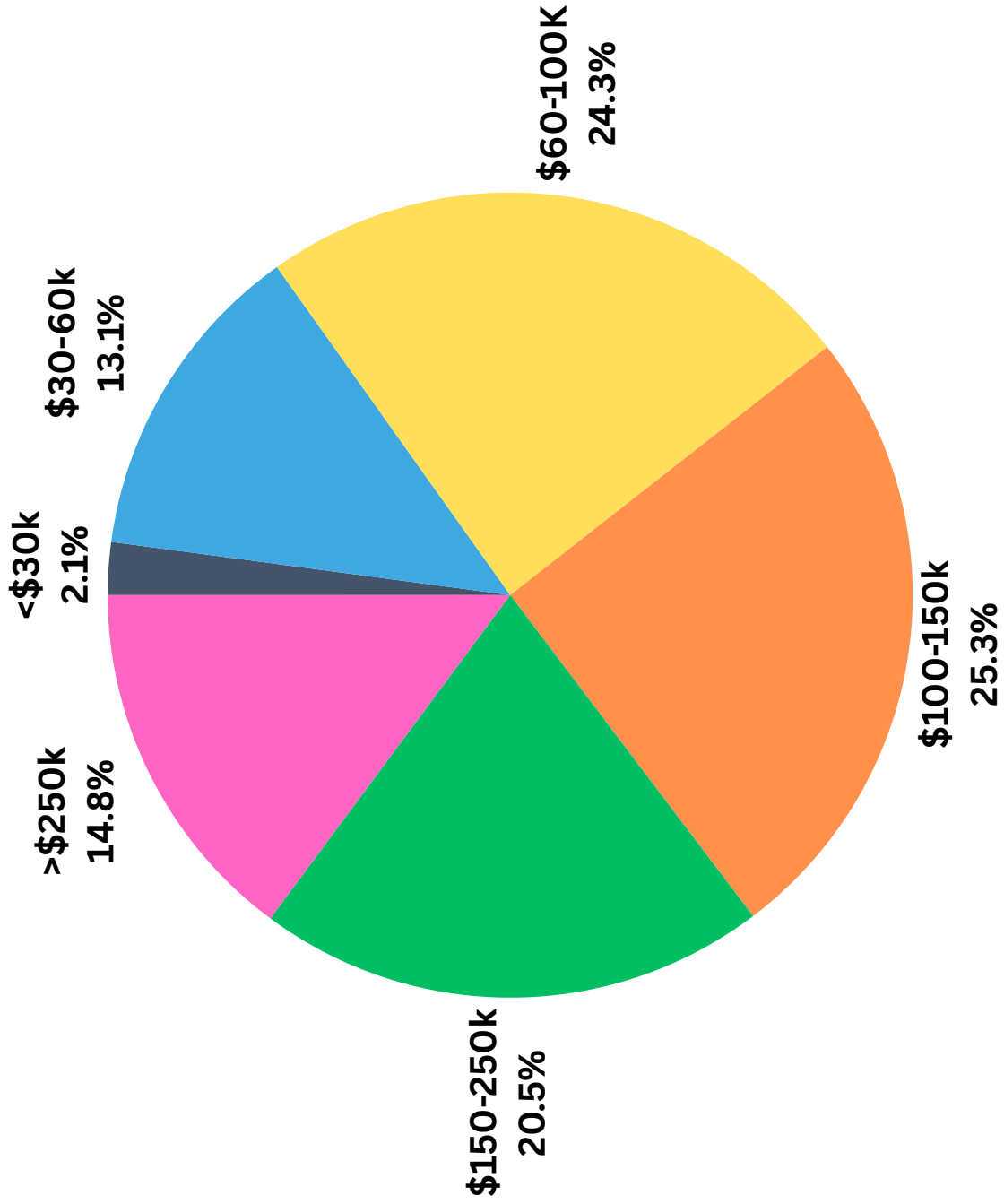


**Q20. What is the highest level of education you have completed?**





# Q21. What is your total annual household income?



# III. TABULAR DATA

Q1. Quality of Life. Please rate the quality of the following.

(N=2464)

	<b>Excellent</b>	<b>Good</b>	<b>Neutral</b>	<b>Below Average</b>	<b>Poor</b>	<b>Don't Know</b>	<b>Skipped</b>
Q1.1 Overall quality of life in the Town of Oak Island	705 28.61%	1,480 60.06%	165 6.70%	49 1.99%	33 1.34%	10 0.41%	22 0.89%
Q1.2 Town of Oak Island as a place to live	741 30.07%	1,363 55.32%	194 7.87%	78 3.17%	34 1.38%	36 1.46%	18 0.73%
Q1.3 Town of Oak Island as a place to raise children	157 6.37%	496 20.13%	653 26.50%	232 9.42%	104 4.22%	806 32.71%	16 0.65%
Q1.4 Town of Oak Island as a place to retire	820 33.28%	1168 47.40%	220 8.93%	108 4.38%	60 2.44%	69 2.80%	19 0.77%
Q1.5 Town of Oak Island as a place to work	109 4.42%	333 13.51%	636 25.81%	384 15.58%	186 7.55%	796 32.31%	20 0.81%
Q1.6 Overall Value that you receive for your Town tax dollars and fees	124 5.03%	841 34.13%	681 27.64%	464 18.83%	284 11.53%	46 1.87%	24 0.97%
Q1.7 Overall image of the Town of Oak Island	428 17.37%	1404 56.98%	343 13.92%	192 7.79%	78 3.17%	4 0.16%	15 0.61%

Q1. Quality of Life. Please rate the quality of the following (% respondents with an opinion).

	<b>Excellent</b>	<b>Good</b>	<b>Below Average</b>	<b>Poor</b>
Q1.1 Overall quality of life in the Town of Oak Island	31.10%	65.28%	2.16%	1.46%
Q1.2 Town of Oak Island as a place to live	33.44%	61.51%	3.52%	1.53%
Q1.3 Town of Oak Island as a place to raise children	15.87%	50.15%	23.46%	10.52%
Q1.4 Town of Oak Island as a place to retire	38.03%	54.17%	5.01%	2.78%
Q1.5 Town of Oak Island as a place to work	10.77%	32.91%	37.94%	18.38%
Q1.6 Overall value that you receive for your Town tax dollars and fees	7.24%	49.10%	27.09%	16.58%
Q1.7 Overall image of the Town of Oak Island	20.36%	66.79%	9.13%	3.71%

Q2. Safe Community. Please rate the quality of the following.

(N=2464)

	<b>Excellent</b>	<b>Good</b>	<b>Neutral</b>	<b>Below Average</b>	<b>Poor</b>	<b>Don't Know</b>	<b>Skipped</b>
Q2.1 Quality of police services	803 32.59%	1,163 47.20%	266 10.80%	65 2.64%	21 0.85%	125 5.07%	21 0.85%
Q2.2 Overall relationship with police department and the community	754 30.60%	1,003 40.71%	358 14.53%	63 2.56%	23 0.93%	243 9.86%	20 0.81%
Q2.3 Quality of fire services	1,017 41.27%	896 36.36%	192 7.79%	35 1.42%	16 0.65%	286 11.61%	22 0.89%
Q2.4 Overall relationship with fire department and the community	901 36.57%	887 36%	280 11.36%	25 1.01%	14 .57%	341 13.84%	16 0.65%

Q2. Safe Community. Please rate the quality of the following (% respondents with an opinion).

	<b>Excellent</b>	<b>Good</b>	<b>Below Average</b>	<b>Poor</b>
Q2.1 Quality of police services	39.13%	56.68%	3.17%	1.02%
Q2.2 Overall relationship with police department and the community	40.91%	54.42%	3.42%	1.25%
Q2.3 Quality of fire services	51.78%	45.62%	1.78%	0.81%
Q2.4 Overall relationship with fire department and the community	49.32%	48.55%	1.37%	0.77%

Q3. How often have you done the following in the last year?

(N=2464)

	<b>Very Frequently</b>	<b>Frequently</b>	<b>Rarely</b>	<b>Never</b>	<b>Don't Know</b>	<b>Skipped</b>
Q3.1 Visited a beach in the Town of Oak Island	1350 54.79%	842 34.17%	232 9.42%	19 0.77%	2 0.08%	19 0.77%
Q3.2 Participated in a Town recreation program or event	453 18.38%	931 37.78%	798 32.39%	254 10.31%	9 0.37%	19 0.77%
Q3.3 Had contact with Town Code enforcement officials	65 2.64%	197 8%	1006 40.83%	1146 46.51%	39 1.58%	14 0.57%
Q3.4 Had contact with Town of Oak Island Police Department	31 1.26%	133 5.40%	1563 63.43%	1014 41.15%	10 0.41%	13 0.53%

Q3.5 Had contact with the Town of Oak Island Fire Department	15 0.61%	89 3.61%	913 37.05%	1415 57.43%	19 0.77%	13 0.53%
Q3.6 Attended a Town of Oak Island Public Meeting	90 3.65%	242 9.82%	672 27.27%	1422 57.71%	18 0.73%	20 0.81%
Q3.7 Watched a Town of Oak Island meeting (online or tv)	158 6.41%	534 21.67%	813 33%	923 37.46%	13 0.53%	23 0.93%
Q3.8 Contacted Town elected officials (in-person, phone, email, or social/web)	100 4.06%	286 11.61%	901 36.57%	1139 46.23%	20 0.81%	18 0.73%
Q3.9 Contacted Town employees or visited the website to seek services, find information, or file a complaint	189 7.67%	837 33.97%	1086 44.07%	325 13.19%	11 0.45%	16 0.65%
Q3.10 Biked or walked instead of driving	691 28.04%	999 40.54%	525 21.31%	225 9.13%	5 0.20%	19 0.77%

Q4. Organization. Please rate the quality of the following.

(N=2464)

	Excellent	Good	Neutral	Below Average	Poor	Don't Know	Skipped
Q4.1 Overall quality of services provided by the Town of Oak Island	317 12.87%	1373 55.72%	482 19.56%	170 6.90%	69 2.80%	32 1.30%	21 0.85%
Q4.2 Quality of customer service you receive from Town employees	559 22.69%	1140 46.27%	434 17.61%	127 5.15%	100 4.06%	93 3.77%	11 0.45%
Q4.3 Effectiveness of Town communication with the public	326 13.23%	1050 42.61%	620 25.16%	266 10.80%	135 5.48%	46 1.87%	21 0.85%
Q4.4 Your ability to access the information you need about the Town	369 14.98%	1256 50.97%	514 20.86%	180 7.31%	101 4.10%	26 1.06%	18 0.73%
Q4.5 Ease of contacting Town employees	265 10.75%	935 37.95%	658 26.70%	195 7.91%	109 4.42%	281 11.40%	21 0.85%
Q4.6 Ease of making a service request	202 8.20%	737 29.91%	712 28.90%	134 5.44%	91 3.69%	569 23.09%	19 0.77%

Q4.7 Ease of locating information on the Town's website	280 11.36%	1214 49.27%	556 22.56%	214 8.69%	106 4.30%	71 2.88%	23 0.93%
Q4.8 Ease of paying a Town utility bill	733 29.75%	1122 45.54%	297 12.05%	132 5.36%	55 2.23%	109 4.42%	16 0.65%

Q4. Organization. Please rate the quality of the following (% respondents with an opinion).

	Excellent	Good	Below Average	Poor
Q4.1 Overall quality of services provided by the Town of Oak Island	16.43%	71.18%	8.81%	3.58%
Q4.2 Quality of customer service you receive from Town employees	29.02%	59.19%	6.59%	5.19%
Q4.3 Effectiveness of Town communication with the public	18.35%	59.09%	14.97%	7.60%
Q4.4 Your ability to access the information you need about the Town	19.36%	65.90%	9.44%	5.30%
Q4.5 Ease of contacting Town employees	17.62%	62.17%	12.97%	7.25%
Q4.6 Ease of making a service request	17.35%	63.32%	11.51%	7.82%
Q4.7 Ease of locating information on the Town's website	15.44%	66.92%	11.80%	5.84%
Q4.8 Ease of paying a Town utility bill	35.90%	54.95%	6.46%	2.69%

Q5. What are your three preferred sources for receiving information about the Town of Oak Island? Please select no more than three options.

	Count	Percentage
Town website	2122	86.12%
Town social media	1358	55.11%
The Current	715	29.02%
Local Newspaper	655	26.58%
OKInformation	641	26.01%
Other social media	521	21.14%
In-person events	449	18.22%

Q6. Recreation. Please rate the quality of the following.

(N=2464)

	<b>Excellent</b>	<b>Good</b>	<b>Neutral</b>	<b>Below Average</b>	<b>Poor</b>	<b>Don't Know</b>	<b>Skipped</b>
Q6.1 Availability of recreational programs in the Town	416 16.88%	1131 45.90%	470 19.07%	157 6.37%	53 2.15%	223 9.05%	14 0.57%
Q6.2 Cost of recreational programs in the Town	386 15.67%	874 35.47%	586 23.78%	70 2.84%	63 2.56%	469 19.03%	16 0.65%
Q6.3 Quality of recreational programs in the Town	332 13.47%	974 39.53%	574 23.30%	134 5.44%	53 2.15%	374 15.18%	23 0.93%
Q6.4 Quality of Town Parks	483 19.60%	1311 53.21%	380 15.42%	142 5.76%	51 2.07%	81 3.29%	16 0.65%
Q6.5 Availability of information about recreational programs and events	331 13.43%	1167 47.36%	551 22.36%	194 7.87%	83 3.37%	114 4.63%	24 0.97%

Q6. Recreation. Please rate the quality of the following (% respondents with an opinion).

	<b>Excellent</b>	<b>Good</b>	<b>Below Average</b>	<b>Poor</b>
Q6.1 Availability of recreational programs in the Town	23.68%	64.37%	8.94%	3.02%
Q6.2 Cost of recreational programs in the Town	27.71%	62.74%	5.03%	4.52%
Q6.3 Quality of recreational programs in the Town	22.24%	65.24%	8.98%	3.55%
Q6.4 Quality of Town Parks	24.31%	65.98%	7.15%	2.57%
Q6.5 Availability of information about recreational programs and events	18.65%	65.75%	10.93%	4.68%

Q7. Community Development. Please rate the quality of the following.

(N=2464)

	<b>Excellent</b>	<b>Good</b>	<b>Neutral</b>	<b>Below Average</b>	<b>Poor</b>	<b>Don't Know</b>	<b>Skipped</b>
Q7.1 The local economy	146 5.93%	1140 46.27%	677 27.48%	237 9.62%	98 3.98%	142 5.76%	24 0.97%
Q7.2 Town's efforts to promote and assist small businesses	97 3.94%	493 20.01%	588 23.86%	240 9.74%	142 5.76%	887 36.00%	17 0.69%
Q7.3 Town's efforts to promote and assist entrepreneurship	62 2.52%	285 11.57%	670 27.19%	221 8.97%	148 6.01%	1056 42.86%	22 0.89%
Q7.4 Town's efforts to promote and assist public/private partnerships	42 1.70%	237 9.62%	701 28.45%	150 6.09%	138 5.60%	1174 47.65%	22 0.89%
Q7.5 Overall experience with Development Services	56 2.27%	225 9.13%	701 28.45%	152 6.17%	157 6.37%	1149 46.63%	24 0.97%
Q7.6 Enforcement of Town ordinances	75 3.04%	526 21.35%	735 29.83%	359 14.57%	348 14.12%	401 16.27%	20 0.81%

Q7. Community Development. Please rate the quality of the following (% respondents with an opinion).

	<b>Excellent</b>	<b>Good</b>	<b>Below Average</b>	<b>Poor</b>
Q7.1 The local economy	9.01%	70.33%	14.62%	6.05%
Q7.2 Town's efforts to promote and assist small businesses	9.98%	50.72%	24.69%	14.61%
Q7.3 Town's efforts to promote and assist entrepreneurship	8.66%	39.80%	30.87%	20.67%
Q7.4 Town's efforts to promote and assist public/private partnerships	7.41%	41.80%	26.46%	24.34%
Q7.5 Overall experience with Development Services	9.49%	38.14%	25.76%	26.61%
Q7.6 Enforcement of Town ordinances	5.73%	40.21%	27.45%	26.61%



Q8. Growth and Natural Resources. Please rate the quality of the following.

(N=2,464)

	<b>Excellent</b>	<b>Good</b>	<b>Neutral</b>	<b>Below Average</b>	<b>Poor</b>	<b>Don't Know</b>	<b>Skipped</b>
Q8.1 How well the Town of Oak Island managing growth	48 1.95%	470 19.07%	619 25.12%	600 24.35%	622 25.24%	90 3.65%	15 0.61%
Q8.2 Overall quality of new development in the Town	73 2.96%	628 25.49%	801 32.51%	422 17.13%	385 15.63%	129 5.24%	26 1.06%
Q8.3 Overall quality of water and sewer services	208 8.44%	927 37.62%	506 20.54%	369 14.98%	377 15.30%	66 2.68%	11 0.45%
Q8.4 Overall management of public stormwater runoff/drainage/flood control	106 4.30%	697 28.29%	615 24.96%	446 18.10%	422 17.13%	159 6.45%	19 0.77%
Q8.5 The Town's overall effort to protect natural resources and the environment	125 5.07%	705 28.61%	551 22.36%	424 17.21%	498 20.21%	148 6.01%	13 0.53%

Q8. Growth and Natural Resources. Please rate the quality of the following (% respondents with an opinion).

	<b>Excellent</b>	<b>Good</b>	<b>Below Average</b>	<b>Poor</b>
Q8.1 How well the Town of Oak Island managing growth	2.76%	27.01%	34.48%	35.75%
Q8.2 Overall quality of new development in the Town	4.84%	41.64%	27.98%	25.53%
Q8.3 Overall quality of water and sewer services	11.06%	49.28%	19.62%	20.04%
Q8.4 Overall management of public stormwater runoff/drainage/flood control	6.34%	41.71%	26.69%	25.25%
Q8.5 The Town's overall effort to protect natural resources and the environment	7.13%	40.24%	24.20%	28.42%

Q9. Transportation. Please rate the quality of the following.

(N=2464)

	<b>Excellent</b>	<b>Good</b>	<b>Neutral</b>	<b>Below Average</b>	<b>Poor</b>	<b>Don't Know</b>	<b>Skipped</b>
Q9.1 Overall traffic flow in the Town	82 3.33%	961 39%	649 26.34%	420 17.05%	324 13.15%	12 0.49%	16 0.65%
Q9.2 The ability to predict travel time to places in the Town	155 6.29%	1177 47.77%	589 23.90%	284 11.53%	168 6.82%	75 3.04%	16 0.65%
Q9.3 Overall maintenance of Town streets	82 3.33%	691 28.04%	502 20.37%	588 23.86%	579 23.50%	8 0.32%	14 0.57%
Q9.4 Overall condition of Town sidewalks	112 4.55%	994 40.34%	607 24.63%	337 13.68%	285 11.57%	113 4.59%	16 0.65%
Q9.5 Availability of sidewalks	99 4.02%	711 28.86%	499 20.25%	569 23.09%	512 20.78%	61 2.48%	13 0.53%
Q9.6 Availability of bicycle lanes	40 1.62%	265 10.75%	495 20.09%	604 24.51%	827 33.56%	209 8.48%	24 0.97%
Q9.7 Availability of parking	154 6.25%	818 33.20%	589 23.90%	454 18.43%	408 16.56%	27 1.10%	14 0.57%
Q9.8 Availability of electric vehicle charging	42 1.70%	85 3.45%	458 18.59%	179 7.26%	263 10.67%	1407 57.10%	30 1.22%
Q9.9 Ease of walking places in the Town	195 7.91%	910 36.93%	586 23.78%	369 14.98%	320 12.99%	68 2.76%	16 .065%
Q9.10 Ease of biking places in the Town	176 7.14%	803 32.59%	558 22.65%	335 13.60%	321 13.03%	250 10.15%	21 0.85%

Q9. Transportation. Please rate the quality of the following (% respondents with an opinion).

	Excellent	Good	Below Average	Poor
Q9.1 Overall traffic flow in the Town	4.59%	53.78%	23.50%	18.13%
Q9.2 The ability to predict travel time to places in the Town	8.69%	65.98%	15.92%	9.42%
Q9.3 Overall maintenance of Town streets	4.23%	35.62%	30.31%	29.85%
Q9.4 Overall condition of Town sidewalks	6.48%	57.52%	19.50%	16.49%
Q9.5 Availability of sidewalks	5.24%	37.60%	30.09%	27.08%
Q9.6 Availability of bicycle lanes	2.30%	15.26%	34.79%	47.64%
Q9.7 Availability of parking	8.40%	44.60%	24.75%	22.25%
Q9.8 Availability of electric vehicle charging	7.38%	14.94%	31.46%	46.22%
Q9.9 Ease of walking places in the Town	27.01%	11.77%	24.79%	36.43%
Q9.10 Ease of biking places in the Town	10.76%	49.11%	20.49%	19.63%

Q10. How likely are you to recommend living in Oak Island to someone who asks?

(N=2464)

	Very Likely	Likely	Neutral	Not Likely	Very Unlikely	Don't Know	Skipped
Q10. How likely are you to recommend living in Oak Island to someone who asks?	747 30.32%	969 39.33%	410 16.64%	199 8.08%	110 4.46%	14 .57%	15 0.61%
Q10. How likely are you to recommend living in Oak Island to someone who asks? (percentage of respondents with an opinion)	36.89%	47.85%	-	9.83%	5.43%	-	-

Q11. What are the three most significant issues you think Oak Island will face over the next five years? Select no more than three.

(N=2464)

	Count	Percentage
Pace of Growth	2027	82.26%
Affordable Housing	1309	53.13%
Affordability of Town Services	1058	42.94%
Environmental Protection/Climate Change	1031	41.84%
Job Opportunities	477	19.36%
Transportation	447	18.14%
Public Safety	428	17.37%
Other	244	9.9%
Social Justice/Equity/Inclusivity	74	3%

Q12. In a few words, what should be the top priority for the town to address in the next year? Open-ended question.

**Word Frequency Analysis**

The following is a word frequency analysis that identifies the most frequently mentioned words or phrases, which can highlight key concerns or priorities.

	Mentions
Affordable Housing	23
Growth	22
Pace of growth	15
Managing growth	10
House	13
End	13
Promote	13
Allowing	12
Create	12
Locals	12
Area	12
Big	12
Bill	12
Good	12
Walk	12
Biking	12
Crossing	12
Permits	12
Years	12
Dogs	12
Improving	12
Size	12

Rentals	12
Dunes	12
Communication	12
Managed	11
Improvement	11
Brunswick	11
Tourists	11
Tourism	11
Fire	11
Water	11
Low	11
Parks	11
Middleton	11
Manager	11
Fast	11
Wetlands	11
Friendly	11
Ocean	11
Resources	11
Zoning	10
County	10
Decisions	10
Facilities	10

Season	10
Plant	10
Cut	10
Government	10
Rate	10
Codes	10

Mega	10
Number	10
Builders	10
Drinking	10
Rules	10

**Thematic Analysis**

The following thematic analysis categorizes responses into broader themes. Then counts each instance of the theme to understand which areas are most frequently mentioned. This process involves a degree of interpretation.

	Mentions
Growth/Development	536
Infrastructure/Roads	306
Beach Preservation	259
Recreation Center	173
Pedestrian Safety/Crosswalks/Sidewalks	169
Environmental Protection	148
Parking	136
Taxes	129
Water and Sewer Issues	124
Traffic/Speed Limits	102
Affordable Housing	91
Public Safety	63
Enforcement of rules/Ordinances	57
Communication	24
Business District Improvements	19

Q13. Which of the following best describes your relationship to the Town of Oak Island?

(N=2464)

	Full-time resident	Seasonal resident	Property Owner	Business Owner	Visitor	Skipped
Q13. Which of the following best describes your relationship to the Town of Oak Island?	1471 59.70%	360 14.61%	578 23.46%	11 0.45%	42 1.70%	2 0.08%
Q13. Which of the following best describes your relationship to the Town of Oak Island? (percentage of respondents)	59.7%	14.61%	23.46%	0.45%	1.7%	-

Q14. How long have you lived in the Town of Oak Island?

(N=2464)

	< a year	1-2 years	3-5 years	6-10 years	>10 years	Skipped
Q14. How long have you lived in the Town of Oak Island?	108 4.38%	269 10.92%	665 26.99%	557 22.61%	806 32.71%	59 2.39%
Q14. How long have you lived in the Town of Oak Island? (percentage of respondents)	4.38%	10.92%	26.99%	22.61%	32.71%	-

Q15. What describes the building you live in?

(N=2464)

	Single-family	Townhome or Duplex	Multi-family	Mobile Home	No permanent housing	Other	Skipped
Q15. What describes the building you live in?	2255 91.52%	39 1.58%	50 2.03%	63 2.56%	17 0.69%	18 0.73%	22 0.89%
Q15. What describes the building you live in? (percentage of respondents)	91.52%	1.58%	2.03%	2.56%	0.69%	0.73%	-

Q16. Do you own or rent your current residence?

(N=2464)

	Own	Rent	Other	Skipped
Q16. Do you own or rent your current residence?	2361 95.82%	65 2.64%	19 0.77%	19 0.77%
Q16. Do you own or rent your current residence? (percentage of respondents)	96.56%	2.66%	0.78%	-

Q17. What is your age?

	18-24	25-29	30-34	35-39	40-44	45-49	50-54	55-59	60-64	65-69	70-74	75-79	80-84	85-89	90-94	95-99
Frequency	4	11	10	27	82	122	276	334	471	448	319	132	50	10	2	1

Q18. Which of the following best describes your race/ethnicity? Select all that apply.

(N=2464)

	Asian or Asian Indian	Black or African American	American Indian or Alaskan Native	White	Native Hawaiian or other Pacific Islander	Other	Skipped
Which of the following best describes your race/ethnicity?	11 0.44%	12 0.48%	17 0.69%	2272 91.69%	5 .20%	61 2.46%	100 4.04%
Which of the following best describes your race/ethnicity? (percentage of respondents)	0.46%	.50%	0.71%	95.54%	0.21%	2.57%	-

Q19. What is your gender/gender identity?

(N=2464)

	Female	Male	Other	Skipped
What is your gender/gender identity?	1298 52.68%	1045 42.41%	23 0.93%	98 3.98%
What is your gender/gender identity? (percentage of respondents)	52.68%	42.41%	0.93%	-

Q20. What is the highest level of education you have completed?

(N=2464)

	< high school graduate	High school diploma or equivalent (GED)	Special or technical training (not college)	Some college (no degree)	Associate degree	Bachelor's degree	Graduate/ Professional degree	Skipped
What is the highest level of education you have completed?	1 .04%	93 3.77%	123 4.99%	360 14.61%	271 11%	841 34.13%	708 28.73%	67 2.72%
What is the highest level of education you have completed? (percentage of respondents)	0.04%	3.88%	5.13%	15.02%	11.31%	35.09%	29.54%	-

Q21. What is your total annual household income?

(N=2464)

	< \$30k	\$30-60k	\$60-100k	\$100-150k	\$150-250k	>\$250k	Skipped
What is your total annual household income?	45 1.83%	278 11.28%	517 20.98%	538 21.83%	436 17.69%	316 12.82%	334 13.56%
What is your annual household income? (percentage of respondents)	2.11%	13.05%	24.27%	25.26%	20.47%	14.84%	-



## CROSS-TABULAR DATA

<b>Q1.1 Overall quality of life in the Town of Oak Island</b>							
	<b>Excellent</b>	<b>Good</b>	<b>Neutral</b>	<b>Below Average</b>	<b>Poor</b>	<b>Don't Know</b>	<b>Grand Total</b>
Full-time resident	449	852	93	34	26	1	1455
Seasonal resident	97	232	22	6	1		358
Property Owner (non-resident)	145	371	43	7	2	6	574
Business Owner	2	4		1	4		11
Visitor	12	20	6	1		3	42
(blank)		1	1				2
<b>Grand Total</b>	<b>705</b>	<b>1480</b>	<b>165</b>	<b>49</b>	<b>33</b>	<b>10</b>	<b>2442</b>

<b>Q1.2 Town of Oak Island as a place to live</b>							
	<b>Excellent</b>	<b>Good</b>	<b>Neutral</b>	<b>Below Average</b>	<b>Poor</b>	<b>Don't Know</b>	<b>Grand Total</b>
Full-time resident	507	774	101	50	24	1	1457
Seasonal resident	93	220	35	6	2	3	359
Property Owner (non-resident)	131	346	53	17	3	25	575
Business Owner	2	3	1		5		11
Visitor	8	19	4	4		7	42
(blank)		1		1			2
<b>Grand Total</b>	<b>741</b>	<b>1363</b>	<b>194</b>	<b>78</b>	<b>34</b>	<b>36</b>	<b>2446</b>

<b>Q1.3 Town of Oak Island as a place to raise children</b>							
	<b>Excellent</b>	<b>Good</b>	<b>Neutral</b>	<b>Below Average</b>	<b>Poor</b>	<b>Don't Know</b>	<b>Grand Total</b>
Full-time resident	96	280	377	151	78	478	1460
Seasonal resident	15	77	96	30	12	129	359
Property Owner (non-resident)	40	125	173	46	6	184	574
Business Owner	1	3	1		5	1	11
Visitor	5	10	6	4	3	14	42
(blank)		1		1			2
<b>Grand Total</b>	<b>157</b>	<b>496</b>	<b>653</b>	<b>232</b>	<b>104</b>	<b>806</b>	<b>2448</b>

**Q1.4 Town of Oak Island  
as a place to retire**

	Excellent	Good	Neutral	Below Average	Poor	Don't Know	Grand Total
Full-time resident	516	680	125	65	41	32	1459
Seasonal resident	115	181	29	11	6	14	356
Property Owner (non- resident)	176	284	62	28	8	17	575
Business Owner	2	3		1	5		11
Visitor	11	19	4	2		6	42
(blank)		1		1			2
<b>Grand Total</b>	<b>820</b>	<b>1168</b>	<b>220</b>	<b>108</b>	<b>60</b>	<b>69</b>	<b>2445</b>

**Q1.5 Town of Oak Island as  
a place to work**

	Excellent	Good	Neutral	Below Average	Poor	Don't Know	Grand Total
Full-time resident	90	226	353	239	138	414	1460
Seasonal resident	8	36	100	55	15	144	358
Property Owner (non- resident)	6	61	175	77	26	226	571
Business Owner	2	2		2	5		11
Visitor	3	8	8	10	1	12	42
(blank)				1	1		2
<b>Grand Total</b>	<b>109</b>	<b>333</b>	<b>636</b>	<b>384</b>	<b>186</b>	<b>796</b>	<b>2444</b>

**Q1.6 Overall value that  
you receive for your Town  
tax dollars and fees**

	Excellent	Good	Neutral	Below Average	Poor	Don't Know	Grand Total
Full-time resident	77	508	399	285	167	16	1452
Seasonal resident	20	126	107	64	36	5	358
Property Owner (non- resident)	24	194	164	111	72	10	575
Business Owner		2	1	1	6	1	11
Visitor	3	11	10	3	2	13	42
(blank)					1	1	2
<b>Grand Total</b>	<b>124</b>	<b>841</b>	<b>681</b>	<b>464</b>	<b>284</b>	<b>46</b>	<b>2440</b>

**Q1.7 Overall image of the  
Town of Oak Island**

	Excellent	Good	Neutral	Below Average	Poor	Don't Know	Grand Total
Full-time resident	243	816	209	133	55	4	1460
Seasonal resident	66	214	52	21	6		359
Property Owner (non- resident)	113	343	76	34	9		575
Business Owner	1	3	1	2	4		11
Visitor	5	26	5	2	4		42
(blank)		2					2
<b>Grand Total</b>	<b>428</b>	<b>1404</b>	<b>343</b>	<b>192</b>	<b>78</b>	<b>4</b>	<b>2449</b>

**2.1 Quality of police  
services**

	Excellent	Good	Neutral	Below Average	Poor	Don't Know	Grand Total
Full-time resident	521	666	159	46	17	47	1456
Seasonal resident	101	191	32	7	2	25	358
Property Owner (non- resident)	163	284	69	10	2	46	574
Business Owner	6	2	1	1		1	11
Visitor	12	19	5			6	42
(blank)		1		1			2
<b>Grand Total</b>	<b>803</b>	<b>1163</b>	<b>266</b>	<b>65</b>	<b>21</b>	<b>125</b>	<b>2443</b>

**Q2.2 Overall relationship  
with police department  
and the community**

	Excellent	Good	Neutral	Below Average	Poor	Don't Know	Grand Total
Full-time resident	479	590	227	48	17	98	1459
Seasonal resident	99	167	37	2	2	51	358
Property Owner (non- resident)	158	228	89	10	4	83	572
Business Owner	7	1	1	1		1	11
Visitor	11	15	4	2		10	42
(blank)		2					2
<b>Grand Total</b>	<b>754</b>	<b>1003</b>	<b>358</b>	<b>63</b>	<b>23</b>	<b>243</b>	<b>2444</b>

**Q2.3 Quality of fire services**

	Excellent	Good	Neutral	Below Average	Poor	Don't Know	Grand Total
Full-time resident	665	522	113	23	11	123	1457
Seasonal resident	130	147	19	2	1	59	358
Property Owner (non-resident)	200	213	55	8	4	93	573
Business Owner	6	1	1	1		1	10
Visitor	16	13	4	1		8	42
(blank)						2	2
<b>Grand Total</b>	<b>1017</b>	<b>896</b>	<b>192</b>	<b>35</b>	<b>16</b>	<b>286</b>	<b>2442</b>

**Q2.4 Overall relationship with fire department and the community**

	Excellent	Good	Neutral	Below Average	Poor	Don't Know	Grand Total
Full-time resident	578	528	171	20	13	148	1458
Seasonal resident	115	143	28	1	1	71	359
Property Owner (non-resident)	184	202	76	3		111	576
Business Owner	7	1	1	1		1	11
Visitor	17	12	4			9	42
(blank)		1				1	2
<b>Grand Total</b>	<b>901</b>	<b>887</b>	<b>280</b>	<b>25</b>	<b>14</b>	<b>341</b>	<b>2448</b>

**Q3.1 Visited a beach in the Town of Oak Island**

	Don't Know	Frequently	Never	Rarely	Very Frequently	Grand Total
Full-time resident	1	450	13	172	822	1458
Seasonal resident	1	120		10	226	357
Property Owner (non-resident)		249	3	41	283	576
Business Owner		3		1	6	10
Visitor		20	3	7	12	42
(blank)				1	1	2
<b>Grand Total</b>	<b>2</b>	<b>842</b>	<b>19</b>	<b>232</b>	<b>1350</b>	<b>2445</b>

**Q3.2 Participated in a  
Town recreation program  
or event**

	<b>Very Frequently</b>	<b>Frequently</b>	<b>Rarely</b>	<b>Never</b>	<b>Don't Know</b>	<b>Grand Total</b>
Full-time resident	338	585	411	117	6	1457
Seasonal resident	49	146	129	34	1	359
Property Owner (non- resident)	54	186	238	94	2	574
Business Owner	4	4	1	2		11
Visitor	7	10	18	7		42
(blank)	1		1			2
<b>Grand Total</b>	<b>453</b>	<b>931</b>	<b>798</b>	<b>254</b>	<b>9</b>	<b>2445</b>

**Q3.3 Had contact with  
Town Code Enforcement  
officials**

	<b>Very Frequently</b>	<b>Frequently</b>	<b>Rarely</b>	<b>Never</b>	<b>Don't Know</b>	<b>Grand Total</b>
Full-time resident	51	137	604	643	26	1461
Seasonal resident	5	14	141	191	8	359
Property Owner (non- resident)	6	44	244	276	5	575
Business Owner	3	1	4	3		11
Visitor		1	9	32		42
(blank)			1	1		2
<b>Grand Total</b>	<b>65</b>	<b>197</b>	<b>1003</b>	<b>1146</b>	<b>39</b>	<b>2450</b>

**Q3.4 Had contact with the  
Town of Oak Island Police  
Department**

	<b>Very Frequently</b>	<b>Frequently</b>	<b>Rarely</b>	<b>Never</b>	<b>Don't Know</b>
Full-time resident	24	111	790	530	5
Seasonal resident	2	10	176	169	2
Property Owner (non- resident)	3	12	269	290	3
Business Owner			8	3	
Visitor	2		19	21	
(blank)			1	1	
<b>Grand Total</b>	<b>31</b>	<b>133</b>	<b>1263</b>	<b>1014</b>	<b>10</b>

**Q3.5 Had contact with the Town of Oak Island Fire Department**

	Very Frequently	Frequently	Rarely	Never	Don't Know	Grand Total
Full-time resident	12	77	615	746	10	1460
Seasonal resident	1	6	112	236	4	359
Property Owner (non-resident)	2	6	165	399	5	577
Business Owner			8	3		11
Visitor			13	29		42
(blank)				2		2
<b>Grand Total</b>	<b>15</b>	<b>89</b>	<b>913</b>	<b>1415</b>	<b>19</b>	<b>2451</b>

**Q3.6 Count of Attended a Town of Oak Island public meeting**

	Very Frequently	Frequently	Rarely	Never	Don't Know	Grand Total
Full-time resident	83	214	506	642	11	1456
Seasonal resident		9	70	275	4	358
Property Owner (non-resident)	2	16	91	463	3	575
Business Owner	5	1		5		11
Visitor		2	4	36		42
(blank)			1	1		2
<b>Grand Total</b>	<b>90</b>	<b>242</b>	<b>672</b>	<b>1422</b>	<b>18</b>	<b>2444</b>

**Q3.7 Watched a Town of Oak Island public meeting (online or tv)**

	Very Frequently	Frequently	Rarely	Never	Don't Know	Grand Total
Full-time resident	137	399	505	408	8	1457
Seasonal resident	6	59	109	178	3	355
Property Owner (non-resident)	9	72	185	306	2	574
Business Owner	5		1	5		11
Visitor	1	3	13	25		42
(blank)		1		1		2
<b>Grand Total</b>	<b>158</b>	<b>534</b>	<b>813</b>	<b>923</b>	<b>13</b>	<b>2441</b>

<b>Q3.8 Contacted Town elected officials (in-person, phone, email, or social/web)</b>							
	<b>Very Frequently</b>	<b>Frequently</b>	<b>Rarely</b>	<b>Never</b>	<b>Don't Know</b>	<b>Grand Total</b>	
Full-time resident	85	225	592		548	11	1461
Seasonal resident	3	25	129		196	5	358
Property Owner (non-resident)	6	34	166		362	4	572
Business Owner	5		2		4		11
Visitor	1	2	11		28		42
(blank)			1		1		2
<b>Grand Total</b>	<b>100</b>	<b>286</b>	<b>901</b>		<b>1139</b>	<b>20</b>	<b>2446</b>

<b>Q3.9 Contacted Town employees or visited the website to seek services, find information, or file a complaint</b>							
	<b>Very Frequently</b>	<b>Frequently</b>	<b>Rarely</b>	<b>Never</b>	<b>Don't Know</b>	<b>Grand Total</b>	
Full-time resident	138	542	609		166	4	1459
Seasonal resident	17	119	173		46	4	359
Property Owner (non-resident)	28	159	288		97	3	575
Business Owner	3	6	1		1		11
Visitor	3	11	14		14		42
(blank)			1		1		2
<b>Grand Total</b>	<b>189</b>	<b>837</b>	<b>1086</b>		<b>325</b>	<b>11</b>	<b>2448</b>

<b>Q3.10 Biked or walked instead of driving</b>							
	<b>Very Frequently</b>	<b>Frequently</b>	<b>Rarely</b>	<b>Never</b>	<b>Don't Know</b>	<b>Grand Total</b>	
Full-time resident	436	566	316		138	2	1458
Seasonal resident	115	155	72		14	1	357
Property Owner (non-resident)	134	258	126		55	2	575
Business Owner	5	1	4		1		11
Visitor	1	17	7		17		42
(blank)		2					2
<b>Grand Total</b>	<b>691</b>	<b>999</b>	<b>525</b>		<b>225</b>	<b>5</b>	<b>2445</b>

**Q4.1 Overall quality of services provided by the Town of Oak Island**

	Good	Neutral	Below Average	Poor	Don't Know	Excellent_	Grand Total
Full-time resident	794	287	118	53	10	194	1456
Seasonal resident	215	70	16	3	8	47	359
Property Owner (non-resident)	344	115	33	6	7	69	574
Business Owner	3	1	1	5	1		11
Visitor	16	9	2	1	6	7	41
(blank)	1			1			2
<b>Grand Total</b>	<b>1373</b>	<b>482</b>	<b>170</b>	<b>69</b>	<b>32</b>	<b>317</b>	<b>2443</b>

**Q4.2 Quality of customer service you receive from Town employees**

	Excellent_	Good	Neutral	Below Average	Poor	Don't Know	Grand Total
Full-time resident	347	653	256	91	74	44	1465
Seasonal resident	87	176	62	16	7	11	359
Property Owner (non-resident)	116	292	107	19	12	29	575
Business Owner		2	2	1	5	1	11
Visitor	9	16	7		2	7	41
(blank)		1				1	2
<b>Grand Total</b>	<b>559</b>	<b>1140</b>	<b>434</b>	<b>127</b>	<b>100</b>	<b>93</b>	<b>2453</b>

**Q4.3 Effectiveness of Town communication with the public**

	Excellent_	Good	Neutral	Below Average	Poor	Don't Know	Grand Total
Full-time resident	180	580	380	196	107	17	1460
Seasonal resident	63	166	85	27	9	8	358
Property Owner (non-resident)	72	278	146	42	15	18	571
Business Owner	2	6		1	2		11
Visitor	9	20	9		1	2	41
(blank)					1	1	2
<b>Grand Total</b>	<b>326</b>	<b>1050</b>	<b>620</b>	<b>266</b>	<b>135</b>	<b>46</b>	<b>2443</b>



**Q4.4 Your ability to access the information you need about the Town**

	Excellent_	Good	Neutral	Below Average	Poor	Don't Know	Grand Total
Full-time resident	215	704	324	128	80	10	1461
Seasonal resident	63	191	65	26	8	4	357
Property Owner (non-resident)	81	337	114	25	10	8	575
Business Owner	2	4	2	1	1	1	11
Visitor	8	20	8		1	3	40
(blank)			1		1		2
<b>Grand Total</b>	<b>369</b>	<b>1256</b>	<b>514</b>	<b>180</b>	<b>101</b>	<b>26</b>	<b>2446</b>

**Q4.5 Ease of contacting Town employees**

	Excellent_	Good	Neutral	Below Average	Poor	Don't Know	Grand Total
Full-time resident	150	553	394	129	91	141	1458
Seasonal resident	44	143	100	25	5	41	358
Property Owner (non-resident)	63	223	153	36	11	87	573
Business Owner		4	2	2	2	1	11
Visitor	8	12	9	2		10	41
(blank)				1		1	2
<b>Grand Total</b>	<b>265</b>	<b>935</b>	<b>658</b>	<b>195</b>	<b>109</b>	<b>281</b>	<b>2443</b>

**Q4.6 Ease of making a service request**

	Excellent_	Good	Neutral	Below Average	Poor	Don't Know	Grand Total
Full-time resident	118	439	426	94	70	314	1461
Seasonal resident	34	105	100	17	6	94	356
Property Owner (non-resident)	47	187	175	20	11	134	574
Business Owner		1	2	2	3	3	11
Visitor	3	5	9		1	23	41
(blank)				1		1	2
<b>Grand Total</b>	<b>202</b>	<b>737</b>	<b>712</b>	<b>134</b>	<b>91</b>	<b>569</b>	<b>2445</b>

**Q4.7 Ease of locating information on the Town's website**

	Excellent_	Good	Neutral	Below Average	Poor	Don't Know	Grand Total
Full-time resident	154	693	339	158	87	30	1461
Seasonal resident	52	175	81	25	9	14	356
Property Owner (non-resident)	66	324	122	29	8	21	570
Business Owner	3	4	2		1	1	11
Visitor	5	18	11	2		5	41
(blank)			1		1		2
<b>Grand Total</b>	<b>280</b>	<b>1214</b>	<b>556</b>	<b>214</b>	<b>106</b>	<b>71</b>	<b>2441</b>

**Q4.8 Ease of Paying a Town utility bill**

	Excellent_	Good	Neutral	Below Average	Poor	Don't Know	Grand Total
Full-time resident	469	643	185	84	36	47	1464
Seasonal resident	99	185	42	17	5	11	359
Property Owner (non-resident)	160	288	61	30	9	23	571
Business Owner	1	2	2	1	3	2	11
Visitor	4	4	7		1	25	41
(blank)					1	1	2
<b>Grand Total</b>	<b>733</b>	<b>1122</b>	<b>297</b>	<b>132</b>	<b>55</b>	<b>109</b>	<b>2448</b>

**Q6.1 Availability of recreational programs in the Town**

	Excellent	Good	Neutral	Below Average	Poor	Don't Know	Grand Total
Full-time resident	259	633	288	137	47	100	1464
Seasonal resident	51	198	66	5	2	37	359
Property Owner (non-resident)	99	270	108	11	3	83	574
Business Owner		4	2	2	1	1	10
Visitor	7	24	6	2		2	41
(blank)			2				2
<b>Grand Total</b>	<b>416</b>	<b>1131</b>	<b>470</b>	<b>157</b>	<b>53</b>	<b>223</b>	<b>2450</b>

**Q6.2 Cost of recreational programs in the Town**

	Excellent	Good	Neutral	Below Average	Poor	Don't Know	Grand Total
Full-time resident	252	540	343	53	55	218	1461
Seasonal resident	54	131	96	5		72	358
Property Owner (non-resident)	68	185	137	9	5	171	575
Business Owner		2	2	2	3	2	11
Visitor	11	15	8	1		6	41
(blank)	1	1					2
<b>Grand Total</b>	<b>386</b>	<b>874</b>	<b>586</b>	<b>70</b>	<b>63</b>	<b>469</b>	<b>2448</b>

**Q6.3 Quality of recreational programs in the Town**

	Excellent	Good	Neutral	Below Average	Poor	Don't Know	Grand Total
Full-time resident	212	573	341	117	48	167	1458
Seasonal resident	46	158	85	5	1	61	356
Property Owner (non-resident)	63	221	138	9	2	140	573
Business Owner		3	3	2	2	1	11
Visitor	11	19	5	1		5	41
(blank)			2				2
<b>Grand Total</b>	<b>332</b>	<b>974</b>	<b>574</b>	<b>134</b>	<b>53</b>	<b>374</b>	<b>2441</b>

**Q6.4 Quality of Town parks**

	Excellent	Good	Neutral	Below Average	Poor	Don't Know	Grand Total
Full-time resident	283	762	220	117	43	37	1462
Seasonal resident	71	210	52	9	1	14	357
Property Owner (non-resident)	116	312	101	14	3	30	576
Business Owner	1	5			4		10
Visitor	12	21	6	2			41
(blank)		1	1				2
<b>Grand Total</b>	<b>483</b>	<b>1311</b>	<b>380</b>	<b>142</b>	<b>51</b>	<b>81</b>	<b>2448</b>

**Q6.5 Availability of information about recreational programs and events**

	Excellent	Good	Neutral	Below Average	Poor	Don't Know	Grand Total
Full-time resident	187	671	325	150	71	53	1457
Seasonal resident	46	191	78	19	3	19	356
Property Owner (non-resident)	90	278	139	22	5	40	574
Business Owner	1	3	2	1	3		10
Visitor	7	23	6	2	1	2	41
(blank)		1	1				2
<b>Grand Total</b>	<b>331</b>	<b>1167</b>	<b>551</b>	<b>194</b>	<b>83</b>	<b>114</b>	<b>2440</b>

**Q7.1 The local economy**

	Excellent	Good	Neutral	Below Average	Poor	Don't Know	Grand Total
Full-time resident	83	658	406	155	78	77	1457
Seasonal resident	23	169	110	30	7	18	357
Property Owner (non-resident)	32	288	151	46	10	45	572
Business Owner	4	4	2		1		11
Visitor	4	21	7	6	1	2	41
(blank)			1		1		2
<b>Grand Total</b>	<b>146</b>	<b>1140</b>	<b>677</b>	<b>237</b>	<b>98</b>	<b>142</b>	<b>2440</b>

**Q7.2 Town's efforts to promote and assist small businesses**

	Excellent	Good	Neutral	Below Average	Poor	Don't Know	Grand Total
Full-time resident	50	284	364	165	115	483	1461
Seasonal resident	20	78	83	30	9	137	357
Property Owner (non-resident)	22	119	132	39	12	251	575
Business Owner		2	3	1	5		11
Visitor	5	10	5	5		16	41
(blank)			1		1		2
<b>Grand Total</b>	<b>97</b>	<b>493</b>	<b>588</b>	<b>240</b>	<b>142</b>	<b>887</b>	<b>2447</b>

**Q7.3 Town's efforts to promote and assist entrepreneurship**

	Excellent	Good	Neutral	Below Average	Poor	Don't Know	Grand Total
Full-time resident	31	158	422	150	123	576	1460
Seasonal resident	10	48	88	32	10	167	355
Property Owner (non-resident)	16	69	152	33	10	293	573
Business Owner		2	3	1	5		11
Visitor	5	8	4	5		19	41
(blank)			1			1	2
<b>Grand Total</b>	<b>62</b>	<b>285</b>	<b>670</b>	<b>221</b>	<b>148</b>	<b>1056</b>	<b>2442</b>

**Q7.4 Town's efforts to promote and assist public/private partnerships**

	Excellent	Good	Neutral	Below Average	Poor	Don't Know	Grand Total
Full-time resident	21	131	439	98	112	656	1457
Seasonal resident	9	41	94	20	10	183	357
Property Owner (non-resident)	8	57	157	28	9	315	574
Business Owner		1	4	1	5		11
Visitor	4	7	6	3	1	20	41
(blank)			1		1		2
<b>Grand Total</b>	<b>42</b>	<b>237</b>	<b>701</b>	<b>150</b>	<b>138</b>	<b>1174</b>	<b>2442</b>

**Q7.5 Overall experience with Development Services**

	Excellent	Good	Neutral	Below Average	Poor	Don't Know	Grand Total
Full-time resident	33	140	424	108	129	624	1458
Seasonal resident	7	34	108	11	13	181	354
Property Owner (non-resident)	10	47	157	31	10	319	574
Business Owner		1	3	1	5	1	11
Visitor	6	3	8	1		23	41
(blank)			1			1	2
<b>Grand Total</b>	<b>56</b>	<b>225</b>	<b>701</b>	<b>152</b>	<b>157</b>	<b>1149</b>	<b>2440</b>

**Q7.6 Enforcement of Town ordinances**

	Excellent	Good	Neutral	Below Average	Poor	Don't Know	Grand Total
Full-time resident	40	266	431	255	277	191	1460
Seasonal resident	15	92	114	38	29	67	355
Property Owner (non-resident)	18	153	176	63	34	131	575
Business Owner		3	2	2	4		11
Visitor	2	12	11	1	3	12	41
(blank)			1		1		2
<b>Grand Total</b>	<b>75</b>	<b>526</b>	<b>735</b>	<b>359</b>	<b>348</b>	<b>401</b>	<b>2444</b>

**Q8.1 How well is the Town of Oak Island managing growth**

	Excellent	Good	Neutral	Below Average	Poor	Don't Know	Grand Total
Full-time resident	23	235	353	368	443	38	1460
Seasonal resident	10	81	90	85	76	17	359
Property Owner (non-resident)	11	138	166	137	91	33	576
Business Owner		5	1		5		11
Visitor	4	11	9	10	6	1	41
(blank)					1	1	2
<b>Grand Total</b>	<b>48</b>	<b>470</b>	<b>619</b>	<b>600</b>	<b>622</b>	<b>90</b>	<b>2449</b>

**Q8.2 Overall quality of new development in the Town**

	Excellent	Good	Neutral	Below Average	Poor	Don't Know	Grand Total
Full-time resident	36	321	474	280	271	71	1453
Seasonal resident	13	110	121	49	48	17	358
Property Owner (non-resident)	18	183	191	88	56	37	573
Business Owner		5	1		5		11
Visitor	6	9	14	5	4	3	41
(blank)					1	1	2
<b>Grand Total</b>	<b>73</b>	<b>628</b>	<b>801</b>	<b>422</b>	<b>385</b>	<b>129</b>	<b>2438</b>

**Q8.3 Overall quality of water and sewer services**

	Excellent	Good	Neutral	Below Average	Poor	Don't Know	Grand Total
Full-time resident	103	519	322	215	277	29	1465
Seasonal resident	35	159	58	57	42	8	359
Property Owner (non-resident)	66	240	118	89	49	13	575
Business Owner		2	2	2	5		11
Visitor	4	7	6	6	3	15	41
(blank)					1	1	2
<b>Grand Total</b>	<b>208</b>	<b>927</b>	<b>506</b>	<b>369</b>	<b>377</b>	<b>66</b>	<b>2453</b>

**Q8.4 Overall management of public stormwater runoff/drainage/flood control**

	Excellent	Good	Neutral	Below Average	Poor	Don't Know	Grand Total
Full-time resident	56	370	359	305	294	77	1461
Seasonal resident	19	127	93	52	41	25	357
Property Owner (non-resident)	28	190	152	79	80	44	573
Business Owner		3	2	1	5		11
Visitor	3	7	9	9	1	12	41
(blank)					1	1	2
<b>Grand Total</b>	<b>106</b>	<b>697</b>	<b>615</b>	<b>446</b>	<b>422</b>	<b>159</b>	<b>2445</b>

**Q8.5 Town's overall effort to protect natural resources and the environment**

	Excellent	Good	Neutral	Below Average	Poor	Don't Know	Grand Total
Full-time resident	59	341	323	295	382	62	1462
Seasonal resident	30	122	88	52	42	25	359
Property Owner (non-resident)	33	228	129	71	62	53	576
Business Owner		3	2	1	5		11
Visitor	3	11	9	5	6	7	41
(blank)					1	1	2
<b>Grand Total</b>	<b>125</b>	<b>705</b>	<b>551</b>	<b>424</b>	<b>498</b>	<b>148</b>	<b>2451</b>

**Q9.1 Overall traffic flow in the Town**

	Excellent	Good	Neutral	Below Average	Poor	Don't Know	Grand Total
Full-time resident	49	566	373	253	218	3	1462
Seasonal resident	16	137	98	62	41	4	358
Property Owner (non-resident)	15	235	160	99	60	4	573
Business Owner		3	2	4	2		11
Visitor	2	20	15	2	2	1	42
(blank)			1		1		2
<b>Grand Total</b>	<b>82</b>	<b>961</b>	<b>649</b>	<b>420</b>	<b>324</b>	<b>12</b>	<b>2448</b>

**Q9.2 The ability to predict travel time to places in the Town**

	Excellent	Good	Neutral	Below Average	Poor	Don't Know	Grand Total
Full-time resident	103	699	333	175	118	33	1461
Seasonal resident	23	169	98	43	13	11	357
Property Owner (non-resident)	26	282	143	61	34	29	575
Business Owner		3	5	2	1		11
Visitor	3	23	10	3	1	2	42
(blank)		1			1		2
<b>Grand Total</b>	<b>155</b>	<b>1177</b>	<b>589</b>	<b>284</b>	<b>168</b>	<b>75</b>	<b>2448</b>

**Q9.3 Overall maintenance of Town streets**

	Excellent	Good	Neutral	Below Average	Poor	Don't Know	Grand Total
Full-time resident	38	320	289	388	426	4	1465
Seasonal resident	18	137	77	67	55	2	356
Property Owner (non-resident)	24	210	118	128	92	2	574
Business Owner		3	2	1	5		11
Visitor	2	20	16	4			42
(blank)		1			1		2
<b>Grand Total</b>	<b>82</b>	<b>691</b>	<b>502</b>	<b>588</b>	<b>579</b>	<b>8</b>	<b>2450</b>



**Q9.4 Overall condition of Town sidewalks**

	Excellent	Good	Neutral	Below Average	Poor	Don't Know	Grand Total
Full-time resident	55	498	367	242	232	65	1459
Seasonal resident	26	181	83	39	14	15	358
Property Owner (non-resident)	27	295	143	51	32	28	576
Business Owner		4	1	1	5		11
Visitor	4	15	13	4	1	5	42
(blank)		1			1		2
<b>Grand Total</b>	<b>112</b>	<b>994</b>	<b>607</b>	<b>337</b>	<b>285</b>	<b>113</b>	<b>2448</b>

**Q9.5 Availability of sidewalks**

	Excellent	Good	Neutral	Below Average	Poor	Don't Know	Grand Total
Full-time resident	38	335	263	398	399	30	1463
Seasonal resident	26	132	84	75	33	8	358
Property Owner (non-resident)	32	228	138	85	72	20	575
Business Owner		2	3	1	5		11
Visitor	3	13	11	9	3	3	42
(blank)		1		1			2
<b>Grand Total</b>	<b>99</b>	<b>711</b>	<b>499</b>	<b>569</b>	<b>512</b>	<b>61</b>	<b>2451</b>

**Q9.6 Availability of bicycle lanes**

	Excellent	Good	Neutral	Below Average	Poor	Don't Know	Grand Total
Full-time resident	15	116	229	376	617	106	1459
Seasonal resident	9	53	93	92	75	32	354
Property Owner (non-resident)	13	87	161	124	123	65	573
Business Owner		2	3	1	5		11
Visitor	3	6	9	11	6	6	41
(blank)		1			1		2
<b>Grand Total</b>	<b>40</b>	<b>265</b>	<b>495</b>	<b>604</b>	<b>827</b>	<b>209</b>	<b>2440</b>

**Q9.7 Availability of parking**

	Excellent	Good	Neutral	Below Average	Poor	Don't Know	Grand Total
Full-time resident	103	504	361	242	235	15	1460
Seasonal resident	21	125	76	76	54	7	359
Property Owner (non-resident)	25	178	137	124	107	5	576
Business Owner	3		5	1	2		11
Visitor	2	10	10	11	9		42
(blank)		1			1		2
<b>Grand Total</b>	<b>154</b>	<b>818</b>	<b>589</b>	<b>454</b>	<b>408</b>	<b>27</b>	<b>2450</b>

**Q9.8 Availability of electric vehicle charging**

	Excellent	Good	Neutral	Below Average	Poor	Don't Know	Grand Total
Full-time resident	26	55	281	91	177	824	1454
Seasonal resident	9	15	63	37	38	190	352
Property Owner (non-resident)	5	13	108	47	42	358	573
Business Owner		1	2	1	3	4	11
Visitor	2	1	4	3	3	29	42
(blank)						2	2
<b>Grand Total</b>	<b>42</b>	<b>85</b>	<b>458</b>	<b>179</b>	<b>263</b>	<b>1407</b>	<b>2434</b>

**Q9.9 Ease of walking places in the Town**

	Excellent	Good	Neutral	Below Average	Poor	Don't Know	Grand Total
Full-time resident	112	511	323	239	241	35	1461
Seasonal resident	38	156	89	46	20	8	357
Property Owner (non-resident)	41	233	158	73	50	20	575
Business Owner		1	2	3	5		11
Visitor	4	8	14	8	3	5	42
(blank)		1			1		2
<b>Grand Total</b>	<b>195</b>	<b>910</b>	<b>586</b>	<b>369</b>	<b>320</b>	<b>68</b>	<b>2448</b>

**Q9.10 Ease of biking places in the Town**

	Excellent	Good	Neutral	Below Average	Poor	Don't Know	Grand Total
Full-time resident	90	439	314	221	245	151	1460
Seasonal resident	36	138	83	44	25	30	356
Property Owner (non-resident)	45	214	147	63	43	60	572
Business Owner		2	3	1	5		11
Visitor	5	9	11	6	2	9	42
(blank)		1			1		2
<b>Grand Total</b>	<b>176</b>	<b>803</b>	<b>558</b>	<b>335</b>	<b>321</b>	<b>250</b>	<b>2443</b>

**Q10. How likely are you to recommend living in Oak Island to someone who asks?**

	Very Likely	Likely	Neutral	Not likely	Very unlikely	Don't know	Grand Total
Full-time resident	462	534	244	137	79	7	1463
Seasonal resident	114	156	62	13	11	3	359
Property Owner (non-resident)	161	257	93	45	12	4	572
Business Owner	2	4			5		11
Visitor	8	17	11	4	2		42
(blank)		1			1		2
<b>Grand Total</b>	<b>747</b>	<b>969</b>	<b>410</b>	<b>199</b>	<b>110</b>	<b>14</b>	<b>2449</b>

# **IV. SURVEY INSTRUMENT**

## Town of Oak Island Community Survey 2023

Your input is an important part of the Town of Oak Island's ongoing effort to identify and respond to the needs of the community. Please have an adult (age 18 or older) fill out the survey. Please select the response that most closely matches your opinion.

Next

Page 1 of 6

### Quality of Life

#### Quality of Life

Please rate the quality of the following.

	Excellent	Good	Neutral	Below Average	Poor	Don't Know
Overall quality of life in the Town of Oak Island	<input type="radio"/>	<input type="radio"/>	<input type="radio"/>	<input type="radio"/>	<input type="radio"/>	<input type="radio"/>
Town of Oak Island as a place to live	<input type="radio"/>	<input type="radio"/>	<input type="radio"/>	<input type="radio"/>	<input type="radio"/>	<input type="radio"/>
Town of Oak Island as a place to raise children	<input type="radio"/>	<input type="radio"/>	<input type="radio"/>	<input type="radio"/>	<input type="radio"/>	<input type="radio"/>
Town of Oak Island as a place to retire	<input type="radio"/>	<input type="radio"/>	<input type="radio"/>	<input type="radio"/>	<input type="radio"/>	<input type="radio"/>
Town of Oak Island as a place to work	<input type="radio"/>	<input type="radio"/>	<input type="radio"/>	<input type="radio"/>	<input type="radio"/>	<input type="radio"/>
Overall value that you receive for your Town tax dollars and fees	<input type="radio"/>	<input type="radio"/>	<input type="radio"/>	<input type="radio"/>	<input type="radio"/>	<input type="radio"/>
Overall image of the Town of Oak Island	<input type="radio"/>	<input type="radio"/>	<input type="radio"/>	<input type="radio"/>	<input type="radio"/>	<input type="radio"/>

## Safe Community

Please rate the quality of the following.

	Excellent	Good	Neutral	Below Average	Poor	Don't Know
Quality of police services	<input type="radio"/>	<input type="radio"/>	<input type="radio"/>	<input type="radio"/>	<input type="radio"/>	<input type="radio"/>
Overall relationship with police department and the community	<input type="radio"/>	<input type="radio"/>	<input type="radio"/>	<input type="radio"/>	<input type="radio"/>	<input type="radio"/>
Quality of fire services	<input type="radio"/>	<input type="radio"/>	<input type="radio"/>	<input type="radio"/>	<input type="radio"/>	<input type="radio"/>
Overall relationship with fire department and the community	<input type="radio"/>	<input type="radio"/>	<input type="radio"/>	<input type="radio"/>	<input type="radio"/>	<input type="radio"/>

### How often have you done the following in the last year?

	Very Frequently	Frequently	Rarely	Never	Don't Know
Visited a beach in the Town of Oak Island	<input type="radio"/>	<input type="radio"/>	<input type="radio"/>	<input type="radio"/>	<input type="radio"/>
Participated in a Town recreation program or event	<input type="radio"/>	<input type="radio"/>	<input type="radio"/>	<input type="radio"/>	<input type="radio"/>
Had contact with Town Code Enforcement officials	<input type="radio"/>	<input type="radio"/>	<input type="radio"/>	<input type="radio"/>	<input type="radio"/>
Had contact with the Town of Oak Island Police Department	<input type="radio"/>	<input type="radio"/>	<input type="radio"/>	<input type="radio"/>	<input type="radio"/>
Had contact with the Town of Oak Island Fire Department	<input type="radio"/>	<input type="radio"/>	<input type="radio"/>	<input type="radio"/>	<input type="radio"/>
Attended a Town of Oak Island public meeting	<input type="radio"/>	<input type="radio"/>	<input type="radio"/>	<input type="radio"/>	<input type="radio"/>
Watched a Town of Oak Island public meeting (online or tv)	<input type="radio"/>	<input type="radio"/>	<input type="radio"/>	<input type="radio"/>	<input type="radio"/>
Contacted Town elected officials (in-person, phone, email, or social/web)	<input type="radio"/>	<input type="radio"/>	<input type="radio"/>	<input type="radio"/>	<input type="radio"/>
Contacted Town employees or visited the website to seek services, find information, or file a complaint	<input type="radio"/>	<input type="radio"/>	<input type="radio"/>	<input type="radio"/>	<input type="radio"/>
Biked or walked instead of driving	<input type="radio"/>	<input type="radio"/>	<input type="radio"/>	<input type="radio"/>	<input type="radio"/>

[Back](#)

[Next](#)



## Organization

### Organization

Please rate the quality of the following.

	Excellent	Good	Neutral	Below Average	Poor	Don't Know
Overall quality of services provided by the Town of Oak Island	<input type="radio"/>	<input type="radio"/>	<input type="radio"/>	<input type="radio"/>	<input type="radio"/>	<input type="radio"/>
Quality of customer service you receive from Town employees	<input type="radio"/>	<input type="radio"/>	<input type="radio"/>	<input type="radio"/>	<input type="radio"/>	<input type="radio"/>
Effectiveness of Town communication with the public	<input type="radio"/>	<input type="radio"/>	<input type="radio"/>	<input type="radio"/>	<input type="radio"/>	<input type="radio"/>
Your ability to access the information you need about the Town	<input type="radio"/>	<input type="radio"/>	<input type="radio"/>	<input type="radio"/>	<input type="radio"/>	<input type="radio"/>
Ease of contacting Town employees	<input type="radio"/>	<input type="radio"/>	<input type="radio"/>	<input type="radio"/>	<input type="radio"/>	<input type="radio"/>
Ease of making a service request	<input type="radio"/>	<input type="radio"/>	<input type="radio"/>	<input type="radio"/>	<input type="radio"/>	<input type="radio"/>
Ease of locating information on the Town's website	<input type="radio"/>	<input type="radio"/>	<input type="radio"/>	<input type="radio"/>	<input type="radio"/>	<input type="radio"/>
Ease of Paying a Town utility bill	<input type="radio"/>	<input type="radio"/>	<input type="radio"/>	<input type="radio"/>	<input type="radio"/>	<input type="radio"/>



**What are your three preferred sources for receiving information about the Town of Oak Island?**

Please select up to three.

Town website

Town social media

Local newspaper

In-person events

The Current

OKInformation

Other social media

## Recreation

Please rate the quality of the following.

	Excellent	Good	Neutral	Below Average	Poor	Don't Know
Availability of recreational programs in the Town	<input type="radio"/>	<input type="radio"/>	<input type="radio"/>	<input type="radio"/>	<input type="radio"/>	<input type="radio"/>
Cost of recreational programs in the Town	<input type="radio"/>	<input type="radio"/>	<input type="radio"/>	<input type="radio"/>	<input type="radio"/>	<input type="radio"/>
Quality of recreational programs in the Town	<input type="radio"/>	<input type="radio"/>	<input type="radio"/>	<input type="radio"/>	<input type="radio"/>	<input type="radio"/>
Quality of Town parks	<input type="radio"/>	<input type="radio"/>	<input type="radio"/>	<input type="radio"/>	<input type="radio"/>	<input type="radio"/>
Availability of information about recreational programs and events	<input type="radio"/>	<input type="radio"/>	<input type="radio"/>	<input type="radio"/>	<input type="radio"/>	<input type="radio"/>

## Community Development

Please rate the following.

	Excellent	Good	Neutral	Below Average	Poor	Don't Know
The local economy	<input type="radio"/>	<input type="radio"/>	<input type="radio"/>	<input type="radio"/>	<input type="radio"/>	<input type="radio"/>
Town's efforts to promote and assist small businesses	<input type="radio"/>	<input type="radio"/>	<input type="radio"/>	<input type="radio"/>	<input type="radio"/>	<input type="radio"/>
Town's efforts to promote and assist entrepreneurship	<input type="radio"/>	<input type="radio"/>	<input type="radio"/>	<input type="radio"/>	<input type="radio"/>	<input type="radio"/>
Town's efforts to promote and assist public/private partnerships	<input type="radio"/>	<input type="radio"/>	<input type="radio"/>	<input type="radio"/>	<input type="radio"/>	<input type="radio"/>
Overall experience with Development Services	<input type="radio"/>	<input type="radio"/>	<input type="radio"/>	<input type="radio"/>	<input type="radio"/>	<input type="radio"/>
Enforcement of Town ordinances	<input type="radio"/>	<input type="radio"/>	<input type="radio"/>	<input type="radio"/>	<input type="radio"/>	<input type="radio"/>

## Growth and Natural Resources

Please rate the quality of the following.

	Excellent	Good	Neutral	Below Average	Poor	Don't Know
How well is the Town of Oak Island managing growth	<input type="radio"/>	<input type="radio"/>	<input type="radio"/>	<input type="radio"/>	<input type="radio"/>	<input type="radio"/>
Overall quality of new development in the Town	<input type="radio"/>	<input type="radio"/>	<input type="radio"/>	<input type="radio"/>	<input type="radio"/>	<input type="radio"/>
Overall quality of water and sewer services	<input type="radio"/>	<input type="radio"/>	<input type="radio"/>	<input type="radio"/>	<input type="radio"/>	<input type="radio"/>
Overall management of public stormwater runoff/drainage/flood control	<input type="radio"/>	<input type="radio"/>	<input type="radio"/>	<input type="radio"/>	<input type="radio"/>	<input type="radio"/>
The Town's overall effort to protect natural resources and the environment	<input type="radio"/>	<input type="radio"/>	<input type="radio"/>	<input type="radio"/>	<input type="radio"/>	<input type="radio"/>

## Transportation

Please rate the quality of the following.

	Excellent	Good	Neutral	Below Average	Poor	Don't Know
Overall traffic flow in the Town	<input type="radio"/>	<input type="radio"/>	<input type="radio"/>	<input type="radio"/>	<input type="radio"/>	<input type="radio"/>
The ability to predict travel time to places in the Town	<input type="radio"/>	<input type="radio"/>	<input type="radio"/>	<input type="radio"/>	<input type="radio"/>	<input type="radio"/>
Overall maintenance of Town streets	<input type="radio"/>	<input type="radio"/>	<input type="radio"/>	<input type="radio"/>	<input type="radio"/>	<input type="radio"/>
Overall condition of Town sidewalks	<input type="radio"/>	<input type="radio"/>	<input type="radio"/>	<input type="radio"/>	<input type="radio"/>	<input type="radio"/>
Availability of sidewalks	<input type="radio"/>	<input type="radio"/>	<input type="radio"/>	<input type="radio"/>	<input type="radio"/>	<input type="radio"/>
Availability of bicycle lanes	<input type="radio"/>	<input type="radio"/>	<input type="radio"/>	<input type="radio"/>	<input type="radio"/>	<input type="radio"/>
Availability of parking	<input type="radio"/>	<input type="radio"/>	<input type="radio"/>	<input type="radio"/>	<input type="radio"/>	<input type="radio"/>
Availability of electric vehicle charging	<input type="radio"/>	<input type="radio"/>	<input type="radio"/>	<input type="radio"/>	<input type="radio"/>	<input type="radio"/>
Ease of walking places in the Town	<input type="radio"/>	<input type="radio"/>	<input type="radio"/>	<input type="radio"/>	<input type="radio"/>	<input type="radio"/>
Ease of biking places in the Town	<input type="radio"/>	<input type="radio"/>	<input type="radio"/>	<input type="radio"/>	<input type="radio"/>	<input type="radio"/>

## Looking forward

How likely are you to recommend living in Oak Island to someone who asks?

Very Likely

Likely

Neutral

Not likely

Very unlikely

Don't know

**What are the three most significant issues you think Oak Island will face over the next five years?**

Please select up to three.

- Social justice/equity/inclusivity
- Job opportunities
- Affordable housing
- Pace of growth
- Environmental protection/ climate change
- Transportation
- Public safety
- Affordability of Town services
- Other

**In a few words, what should be the top priority for the town to address in the next year?**

## Demographics

Which of the following best describes your relationship to the Town of Oak Island?\*

Full-time resident

Seasonal resident

Property Owner (non-resident)

Business Owner

Visitor

How long have you lived in the Town of Oak Island?

Less than a year

1 - 2 years

3 - 5 years

6 - 10 years

More than 10 years

### What best describes the building you live in?

Single family, house detached from any other houses

Townhome or Duplex, House attached to one or more houses

Multi-family, Building with two or more apartments or condos

Mobile home

I currently do not have permanent housing

Other

### Do you own or rent your current residence?

Own

Rent

Other



### What is your age?

### Which of the following best describes your race/ethnicity?

Check one or more to indicate what race/ethnicity you consider yourself to be.

- Asian or Asian Indian
- Black or African American
- American Indian or Alaskan Native
- White
- Native Hawaiian or other Pacific Islander
- Other

**What is your gender/gender identity?**

Male

Female

Other

**What is the highest level of education you have completed?**

Less than high school graduated

High school diploma or equivalent (GED)

Special/technical training (not college)

Some college (no degree)

Associate's degree

Bachelor's degree

Graduate/professional degree

## What is your total annual household income?

Household income is the total gross income received by all members of a household within a 12-month period.

Under \$30,000

\$30,000 to \$59,999

\$60,000 to \$99,999

\$100,000 to \$149,999

\$150,000 to \$249,999

\$250,000 or more

Back

Next

 Page 5 of 6

## Town of Oak Island Community Survey 2023

### Gift Card Drawing

This survey is anonymous, but if you'd like to be entered into a drawing for a chance to win one of eight \$25 Publix Gift Cards please enter your email here.

Back

Submit

 Page 6 of 6

